



**civilian secretariat
for police**
Department:
Civilian Secretariat for Police
REPUBLIC OF SOUTH AFRICA

2016-01-21
DIVISION OF THE SECRETARY
FOR POLICE

50/01

Private Bag X922, PRETORIA, 0001 Van Erkom Building, Van Erkom Arcade, 7th Floor, 217 Pretorius Street
PRETORIA, Tel: (012) 393 2500/2/3, Fax (012) 393 2536/8, WEB: www.policesecretariat.gov.za

ROUTE LIST FOR DOCUMENTATION

| | | | |
|------------|-------------|------------|-----------------|
| Reference: | ORS MEETING | Date: | 20 January 2016 |
| Enquiries: | F. Mathoma | Extension: | 4430 |

SUBJECT: REQUEST FOR A MEETING WITH ORS DIVISION

| FUNCTIONARY ROUTED TO | | DATE RECEIVED | POSTAL REGISTER NR | DATE FORWARDED |
|--|--|---------------|--------------------|----------------|
| F Mathoma Acting Chief Director: Oversight Monitoring & Evaluation | | 21/01/2016 | | 21/01/2016 |
| AP Rapaa Acting Secretary of Police: DDG | | | | |

RETURN

| FUNCTIONARY ROUTED TO | | DATE RECEIVED | POSTAL REGISTER NR | DATE FORWARDED |
|---|--|---------------|--------------------|----------------|
| F Mathoma Acting Chief Director: Oversight Monitoring & Evaluation | | | | |
| CAPACITY/ UNIT | | SIGNATURE | | |



Reference: ORS meetings

Enquiries: Ayanda Xongwana

Tel: 0123932592

Email: Ayanda.xongwana@csp.gov.za

Date: 21/01/2016

Lt. Gen. Phahlane
Acting National Commissioner

CC. Lt. Gen. Mawela
Divisional Commissioner: Operational Response Services

REQUEST FOR A MEETING WITH THE OPERATIONAL RESPONSE SERVICES
DIVISION

In terms of the Civilian Secretariat for Police Act, No2 of 2011, the Civilian Secretariat for Police is mandated to, among others:

- {Sec6(1)(a)} – monitor the performance of the police service and regularly assess the extent to which the police service has adequate policies and effective systems and to recommend corrective measures.
- {Sec 6 (1) (j)} provide the Minister with regular reports with regard to-
 - I. The performance of the police service
 - II. Implementation of and compliance by the police service with policy directives issued or instructions made by the Minister

In fulfilling the above mandate, the CSP has to engage with the SAPS on regular basis in all levels. As part of the Civilian Oversight Monitoring and Evaluation (COM&E) unit's scope for the years 2014/15 and 2015/16, specific focus has been given to monitor SAPS implementation of the Public Order Policing policy as well as

implementation of recommendations from various institutions that are aimed at improving the state of public order policing in the country.

In light of the above, COM&E unit kindly requests a meeting with General Mawela's office. The purpose of the meeting will be the following:

- To provide feedback on the key findings from the study that was conducted by the CSP in 2014/15 that explored how public education and awareness can play a role in the reduction of violence during protests and the extent to which community based structures can be used to educate communities on public order and related matters.
- To engage with ORS on progress or action taken with regard to the implementation of recommendations made by the Human Rights Commission (in relation to the Tatane inquiry) and by the Farlam Commission (in relation to the Marikana inquiry).

The proposed date for the meeting is the 27th of January 2016 at 11H00. It will be highly appreciated if the Division can host the meeting in the ORS offices for ease of logistical arrangements.

Confirmation of attendance and availability of the venue will be highly appreciated.

Regards



Mr. A. P. Rapea

Acting Secretary of Police DDG

Date: 25/01/2016

The report presents the details of members who failed to comply with the DVA during the reporting period. It further provides the status of DVA compliance and implementation by the SAPS with regards to two hundred and sixty four (264) police stations monitored. The compliance levels presented in the report are based on the quality assessments conducted through oversight visit to police stations whereby a DVA monitoring tool is administered to assess the compliance to DVA and the National Instructions.

The COPS derives its mandate from Section 208 of the Constitution of the Republic of South Africa, 1996 which requires the Minister of Police to establish a Police Civilian Secretariat which operates directly under the Minister's direction and authority. The COPS is mandated in line with section 6 (1) (c, d, i) of the COPS Act to monitor the SAPS compliance and implementation of the DVA and report to Parliament on a bi-annual basis.

2. BACKGROUND

The purpose of this submission is to request the Secretary for Police Service to approve the report on the status of DVA implementation and compliance by the SAPS for the period October 2017 – March 2018.

1. PURPOSE

| | |
|-----------------|--|
| TO: | MR AP RAPEA SECRETARY FOR POLICE SERVICE |
| FROM: | MR. T. RAMARU |
| DATE: | 19 JUNE 2018 |
| SUBJECT: | REPORT ON THE STATUS OF DVA IMPLEMENTATION AND COMPLIANCE BY THE SAPS FROM OCTOBER 2017 – MARCH 2018 |

SUBMISSION

Private Bag X922, PRETORIA, 0001 Van Erkom Building, Van Erkom Arcade, 7th Floor, 217 Pretorius Street
 PRETORIA, Tel: (012) 393 2500/2/3, Fax (012) 393 2536/8, WEB: www.policeseecretariat.gov.za
 Enquiries: Ms A Xongwana
 Telephone: (012) 393 2592

Department
Civilian Secretariat for Police Service
REPUBLIC OF SOUTH AFRICA

civilian secretariat
for police service



Comments: Please correct the page and provide information for tabling by the Minister.

MR AP RAVEA
SECRETARY FOR POLICE SERVICE



APPROVED/NOT APPROVED

with amendment on page 15, 5.1

COMMENTS:

MR T RAMARU
CHIEF DIRECTOR
CIVILIAN OVERSIGHT MONITORING AND EVALUATION
DATE: 24/06/2018



RECOMMENDED/NOT RECOMMENDED-

MS A. XONGWANA
DEPUTY DIRECTOR: COMPLIANCE
Date: 19/06/2018



It is therefore recommended that the Secretary for Police Service considers the attached report for approval and tabling to the Parliament of South Africa.

3. RECOMMENDATION

DOMESTIC VIOLENCE ACT (DVA) MONITORING REPORT

Report on the status of DVA implementation and compliance by the SAPS
from October 2017-31 March 2018.

**Civilian secretariat
for police service**

Department:
Civilian Secretariat for Police Service
REPUBLIC OF SOUTH AFRICA



OFFICIAL SIGN-OFF

Submitted

MS. A. XONGWANA
DEPUTY DIRECTOR: COMPLIANCE
Date: 19/06/2018

Recommended

MR. T. RAMARU
CHIEF DIRECTOR: COM&E
Date: 24/06/2018

Approved

MR. A.P. RAPEA
SECRETARY FOR POLICE SERVICE
Date: 13/07/2018

TABLE OF CONTENTS

TABLE OF ACRONYMS 3

SECTION 1: INTRODUCTION 4

1.1. INTRODUCTION 4

1.2. OBJECTIVE 4

1.3. SCOPE 4

SECTION 2: NON COMPLIANCE 5

2.1. FAILURE BY MEMBERS TO COMPLY WITH THE DVA AND NATIONAL INSTRUCTIONS 5

2.2. MEMBERS AS OFFENDERS OF DOMESTIC VIOLENCE 7

SECTION 3: REGULATORY COMPLIANCE 9

3.1. COMPLIANCE LEVELS PER PROVINCE 9

3.2. COMPLIANCE LEVEL PER FOCUS AREA 10

3.3. STATUS OF VFR FUNCTIONALITY 11

3.4. SERVICE OF PROTECTION ORDERS BY POLICE STATIONS 12

3.5. AVAILABILITY OF FEMALE MEMBERS PER SHIFTS IN POLICE STATIONS 13

3.6. TRAINING 14

4. CONCLUSION 14

5. RECOMMENDATIONS 15

ANNEXURES 16

Table 1: Summary of non-compliance based on SAPS reports 5

Table 2 : Non-compliance identified through station visits 6

Table 3 : Members as offenders of DV 7

Table 4 : Compliance levels per province 9

Figure 1: Average compliance level per focus area 10

Figure 2: Status of VFR 11

Figure 3 : Service of Protection Orders 12

Figure 4: Availability of female members in shifts 14

TABLE OF ACRONYMS

| ACRONYM | DESCRIPTION |
|------------------------------|---|
| CSC | Community Service Centre |
| CSPS | Civilian Secretariat for Police Service |
| DV | Domestic Violence |
| DVA | Domestic Violence Act 116 /1998 |
| DVAT | Domestic Violence Act Monitoring Tool |
| FORM 1 (DOJ&CS) | Form used to explain remedies available to a complainant reporting a domestic violence incident |
| FPO | Final Protection Order |
| IPO | Interim Protection Order |
| IPID | Independent Police Investigative Directorate |
| NATIONAL INSTRUCTIONS | DVA National Instruction No 7 of 1999 |
| PO | Protection Order |
| PS | Provincial Secretariats |
| SAPS | South African Police Service |
| SAPS 508 | A form used to register DVA non-compliance complaints against members |
| SAPS 508 (a) | Form used for recording DVA incidents |
| SAPS 508 (b) | DVA register |
| SAPS Form 2 | Form used for recording DVA non-compliance |
| SAPS Form 1 | Form used for recording members that are offenders of DVA |
| SCM | Supply Chain Management |
| VEP | Victim Empowerment Programme |
| VFR | Victim Friendly Room |
| VISPOL | Visible Policing |
| DISCIPLINARY CODES | |
| DS1 | Remedial steps after initial interview (not serious) |
| DS2 | Verbal warning after initial interview (not serious) |
| DS3 | Written warning (not serious) |
| DS4A | Departmental investigation (serious): still under investigation |
| DS4B | Departmental investigation (serious): guilty (state sentence) |
| DS4C | Departmental investigation (serious): not guilty |

SECTION 1: INTRODUCTION

1.1. INTRODUCTION

The Domestic Violence Act, 1998 (Act No. 116 of 1998) herein referred to as DVA, places a number of obligations on the South African Police Service (SAPS) and other state departments with regard to its implementation. The DVA is aimed at providing victims of domestic violence with the maximum protection from domestic abuse.

The Civilian Secretariat for Police Service (CSPS) is mandated by the Civilian Secretariat for Police Service Act, 2011 (Act No. 2 of 2011) to monitor and evaluate the SAPS' compliance with the DVA, and make recommendations to the police service on disciplinary procedures and measures with regard to non-compliance with the DVA. This is done through conducting police station monitoring visits (herein referred to as monitoring visits) and engagements with civil society organisations. Furthermore, in line with Sec 18 (5) (c) of the DVA, the CSPS is obligated to submit reports to Parliament on SAPS non-compliance with the DVA every six months.

1.2. OBJECTIVE

The objective of the report is to provide information on the status of DVA implementation, compliance by the SAPS and the management of non-compliance by the SAPS management.

1.3. SCOPE

The report covers information on members that have failed to comply with the DVA and National Instructions as supplied by the SAPS and discovered through station visits. The report also provides information of members that have been recorded as offenders of the DVA.

In assessing compliance level, the CSPS together with the Provincial Secretariats (PS) conducted a combination of announced and unannounced monitoring visits at two hundred and sixty four (264) police stations across the country during the period 01 October 2017 -31 March 2018. The scope of the monitoring visits focused on looking at regulatory/ administrative and operational compliance on the implementation of the DVA by SAPS members¹.

The monitoring visits were also focussed at identifying challenges with the implementation of the DVA by police stations and to equip the police stations with information on how compliance and implementation can be improved.

¹ Regulatory or administrative Compliance – compliance to administrative obligations, e.g. record keeping Operational Compliance – compliance that relates to rendering service delivery, e.g. service of protection orders

SECTION 2: NON COMPLIANCE

2.1. FAILURE BY MEMBERS TO COMPLY WITH THE DVA AND NATIONAL INSTRUCTIONS

In terms of the DVA, failure by SAPS members to comply with the duties as outlined in the DVA and National Instruction constitute misconduct. The Station Commander is expected to institute disciplinary action against such a member unless an exemption has been granted by the COPS. The National Instruction further requires the Station Commander to submit monthly returns of non-compliance cases received and to register such cases on the SAPS 508 Register.

The types of cases of non-compliance with the DVA addressed in this report include the following:

- a) Failure to maintain proper records at the Community Service Centre (CSC)
- b) Failure to properly record on SAPS 508a and in the domestic violence register (SAPS 508b);
- c) Failure to arrest a perpetrator;
- d) Failure to confiscate a firearm from a perpetrator;
- e) Failure to provide satisfactory service to a complainant; and
- f) Failure to serve a Protection Order.

2.1.1. Non-Compliance reports based on SAPS records

The SAPS has a responsibility to submit a consolidated return of non-compliance cases to the COPS for submission to Parliament as required by section 18(5) (d) of the DVA. Table 1 below provides a summary of reported non-compliance against SAPS members according to information received from the SAPS National Office.

Table 1: Summary of non-compliance based on SAPS reports

| NAME OF PROVINCE | TOTAL NUMBER OF NON - COMPLIANCE REPORTED | DISCIPLINARY PROCEEDINGS INITIATED | APPLICATIONS FOR EXEMPTION | EXEMPTIONS GRANTED | EXEMPTIONS PENDING |
|------------------|---|------------------------------------|----------------------------|--------------------|--------------------|
| EASTERN CAPE | 2 | 0 | 0 | 0 | 0 |
| FREE STATE | 43 | 43 | 0 | 0 | 0 |
| GAUTENG | 5 | 5 | 0 | 0 | 0 |
| KWAZULU-NATAL | 7 | 7 | 0 | 0 | 0 |
| LIMPOPO | 25 | 25 | 0 | 0 | 0 |
| MPUMALANGA | 0 | 0 | 0 | 0 | 0 |
| NORTHERN CAPE | 3 | 3 | 0 | 0 | 0 |
| NORTH WEST | 0 | 0 | 0 | 0 | 0 |
| WESTERN CAPE | 73 | 73 | 3 | 3 | 0 |
| TOTAL | 158 | 158 | 3 | 3 | 0 |

As reflected in table 1 above, a total of 158 non-compliances were reported from eight provinces, with only Mpumalanga submitting a zero return on non-compliance. Out of these 158 non-compliances, twenty five (25) related to poor service delivery. These

Out of the 264 police stations visited, a total of 57 incidences of non-compliances were identified from three (3) provinces which are Eastern Cape, one (1); Limpopo, one (1), and Western Cape, fifty (50). The other remaining six (6) provinces (GP, FS, MP, NC, NW and KZN) did not have any records of non-compliance on the stations that were visited during the period under review. There were fifty one (51) disciplinary proceedings initiated out of the fifty seven (57) non-compliances identified. Of these non-compliances, 55 were related to administrative non-compliance whereby the members failed to properly document and maintain the records as obligated in the National Instruction 7 of 1999 (*Annexure A*). There were only two (2) non-compliances that were related to poor service delivery and they were in EC, failure to serve a protection order and in WC, failure to properly process a domestic violence complaint. There were fifty one (51) disciplinary proceedings initiated against these reported non-compliances and there was no application for exemption from disciplinary processes submitted. In the Western Cape, six (6) incidents where disciplinary proceedings were not instituted were due to the following: three (3) are still under investigation, one (1) - the member resigned, and the other two (2) no steps taken against the members.

| NAME OF PROVINCE | TOTAL NUMBER OF STATIONS VISITED | TOTAL NUMBER OF NON-COMPLIANCE REPORTED | DISCIPLINARY PROCEEDINGS INITIATED | APPLICATIONS FOR EXEMPTION | EXEMPTIONS GRANTED |
|------------------|----------------------------------|---|------------------------------------|----------------------------|--------------------|
| EASTERN CAPE | 57 | 1 | 1 | 0 | 0 |
| FREE STATE | 55 | 0 | - | - | - |
| GAUTENG | 25 | 0 | - | - | - |
| KWAZULU NATAL | 23 | 0 | - | - | - |
| LIMPOPO | 43 | 1 | 1 | 0 | 0 |
| MPUMALANGA | 25 | 0 | - | - | - |
| NORTHERN CAPE | 8 | 0 | - | - | - |
| NORTH WEST | 20 | 0 | - | - | - |
| WESTERN CAPE | 8 | 55 | 49 | 0 | 0 |
| TOTAL | 264 | 57 | 51 | 0 | 0 |

Table 2 : Non-compliance identified through station visits

Table 2 below illustrates details of members who failed to comply with the provisions of the DVA and National Instructions as identified during monitoring visits to the 264 police stations during this reporting period.

2.1.2. Non-compliance identified through police station visits

included eighteen (18) incidents of failure to assist a complainant to open a case; four (4) of failure to confiscate a firearm from a perpetrator; two (2) of failure to serve a protection order and one (1) failure to arrest a perpetrator. The WC province had the majority of non-compliance incidents with seventy three (73), of which nineteen (19) were poor service delivery, followed by FS with forty three (43). Disciplinary proceedings were initiated for all the non-compliances recorded and there were three (3) applications for exemption which were all granted in the WC.

Furthermore, the Firearms Control Act, 60 of 2000, stipulates that a person against which an incident of domestic violence has been reported, may be declared unfit to possess a firearm by the Registrar through the Sec 102 inquiry. This therefore implies that for every reported domestic violence incident, a section 102 inquiry must be conducted to determine a person's fitness to possess a firearm. Table 3 above shows that, 5102 inquiries were conducted in 4 cases and there was only one (1) member, in the Eastern Cape Province (Joza police station) who was declared unfit to possess

During the period under review, twelve (12) SAPS members were reported to be the perpetrators of domestic violence from twelve police stations in the 264 visited. The majority of these members (8) are currently placed within the VISPOL units in the respective police stations. There were ten (10) disciplinary processes initiated by the management of police stations concerned and six (6) firearms were seized. In EC and WC all the members were subjected disciplinary proceedings. In LP two (2) disciplinary cases were initiated and one case was withdrawn by complainant whereas on the other one there were no steps taken against the member even though the firearm was seized.

| PRO V | POLICE STATIONS | NUMBER OF MEMBERS | I PO | FPO | FIREARMS SEIZED | SEC102 INQUIRY | DISCIPLINARY PROCEEDINGS | OUTCOMES |
|-------|-----------------|-------------------|------|-----|-----------------|----------------|--------------------------|---|
| EC | Bell | 1 | Yes | Yes | Yes | No | Yes | No outcome yet |
| | Algoa Park | 1 | No | No | No | No | Yes | Outcome for disciplinary proceeding still pending a firearm Member did not possess a firearm |
| LP | Joza | 1 | Yes | Yes | Yes | No | Yes | Outcome for disciplinary proceeding still pending a firearm Member declared unfit to possess a firearm in terms of Sec 102 |
| | Joza | 1 | Yes | Yes | No | Yes | Yes | Still under investigations Member not declared unfit to possess a firearm |
| | Mahwereleng | 1 | No | No | Yes | No | Yes | Still under investigations |
| | Mahwereleng | 1 | No | No | Yes | No | Yes | Still under investigations |
| WC | Mahwereleng | 1 | No | No | No | Yes | No | N/A |
| | Hlanganani | 1 | Yes | Yes | No | Yes | No | Withdrawn by complainant |
| | Beaufort West | 1 | Yes | No | No | Yes | Yes | No steps taken Member handed over the firearm himself |
| | Leu Gamka | 1 | No | No | No | No | Yes | No outcome yet |
| | Conville | 1 | No | No | No | Yes | Yes | Written warning Member did not possess a firearm |
| TOTAL | 12 | 12 | 5 | 4 | 4 | 4 | 10 | |

Table 3 : Members as offenders of DV

The DVA requires that a domestic violence offender should be subjected to the same process irrespective of whether they are a police official or not. Table 3 below indicates how the reported incidents against members were handled.

2.2. MEMBERS AS OFFENDERS OF DOMESTIC VIOLENCE

a firearm. The other member in the same stations was not declared unfit to possess a firearm. In the other two (2) S102 inquiries the outcomes were not yet finalised. There were six (6) members whose firearms were seized. Out of the other six (6) members whose firearms were not seized, two (2) members (from Alga Park in EC and Conville in WC) neither had SAPS 108 firearms nor private firearms hence there were no seizures in these incidents. The other member in Beaufort West (WC) voluntarily handed over the firearm.

SECTION 3: REGULATORY COMPLIANCE

3.1. COMPLIANCE LEVELS PER PROVINCE

Regulatory compliance assesses the police station's level of compliance as set out in the National Instruction. These include the following:

- a) Checking the availability of documents in the Community Service Centre (CSC) and in the vehicles used to attend to complaints as per section 3(5 a-e) of the National Instructions;
- b) Record keeping with specific reference to maintenance of registers and proper filing of documents (forms and protection orders);
- c) Submission of relevant monthly returns; and
- d) Accessibility and maintenance of the Victim Friendly Room (VFR).

The regulatory compliance levels are distributed in four (4) levels as follows:

- a) Level one is full compliance which is equivalent to 100%;
- b) Level two is significant compliance which is equivalent to 70 - 99%;
- c) Level three is partial compliance which is equivalent to 50 - 69%; and
- d) Level four is non-compliance which is equivalent to 49% and below.

Table 4 below reflects the number of police stations per various levels of regulatory compliance.

| PROVINCE | TOTAL NUMBER OF STATIONS VISITED | FULL COMPLIANCE (100%) | SIGNIFICANT COMPLIANCE (70% - 99%) | PARTIAL COMPLIANCE (50% - 69%) | NON-COMPLIANCE (49% and below) |
|--------------|----------------------------------|------------------------|------------------------------------|--------------------------------|--------------------------------|
| EC | 57 | 0 | 30 | 21 | 6 |
| FS | 55 | 0 | 34 | 16 | 5 |
| GP | 25 | 0 | 22 | 3 | 0 |
| KZN | 23 | 0 | 6 | 12 | 5 |
| LP | 43 | 0 | 14 | 15 | 14 |
| MP | 25 | 0 | 11 | 7 | 7 |
| NW | 20 | 0 | 19 | 1 | 0 |
| NC | 8 | 0 | 7 | 1 | 0 |
| WC | 8 | 0 | 7 | 1 | 0 |
| TOTAL | 264 | 0 | 150 | 77 | 37 |

Table 4 : Compliance levels per province

There was a total of 264 police stations that were visited and majority of these stations (227) were found to be above the 50% compliance level despite the fact that there was no station that achieved 100%. Out of these 227 police stations, the majority which is 150 stations achieved significant compliance level (70%-99%) and the remaining 77 achieved partial compliance level (50% - 69%). There were 37 stations in 5 provinces

Recording of domestic violence of DVA had the highest rating of compliance level, which was at an average of 76%, followed by the member's understanding of DVA implementation at 75%. This indicates that the members at the stations visited had a fairly above average understanding of the prescribed administrative and implementation processes of the domestic violence. In assessing the understanding of DVA implementation, questions were posed to members exploring the different steps that should be followed when assisting a person reporting a domestic violence incident.

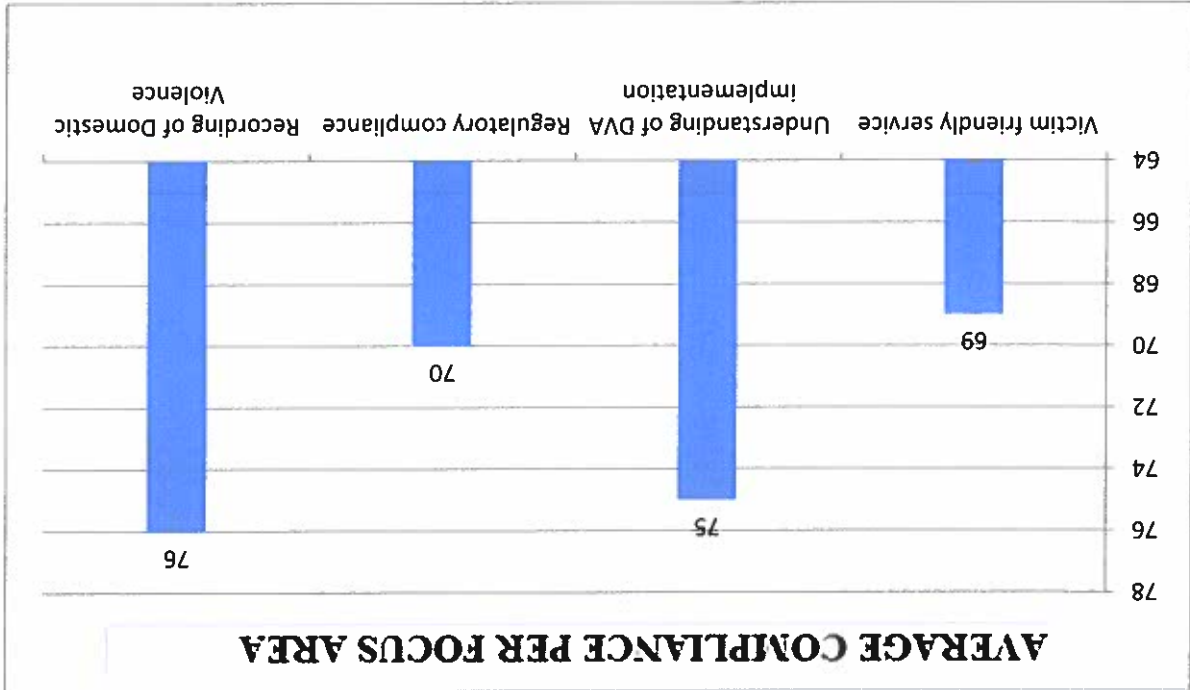


Figure 1: Average compliance level per focus area (%)

The figure below describes the average compliance levels of all the 264 police stations in relation to the various focus areas specifically; Regulatory compliance, Provision of victim friendly services, Recording of domestic violence and Members' understanding of the implementation of DVA.

3.2. COMPLIANCE LEVEL PER FOCUS AREA

Denysville in FS, Illinge and Adelaide in EC (*Annexure B*). LP had the highest number of police stations that fell within the non-compliance level with 14. It was followed by MP (07) then EC with (06) stations and lastly by FS and KZN that had (05) respectively. Out of the thirty seven (37) police stations that rated within the non-compliance level, four (4) achieved below 30%, and these ibisi in KZN, Densysville in FS, Illinge and Adelaide in EC (*Annexure B*).

(EC, FS, KZN, LP and MP) that fell within the non-compliance level. Out of the nine provinces four provinces, namely GP, NW, NC and WC did not have police station that fall within the non-compliance level. The NC and WC visited the lowest number (8) of stations respectively. NW had only 1 out of 20 police stations visited fall on partial compliance level.

The aim was to assess whether members have an understanding of how to properly implement DVA in line with the requirements for providing service to victims as explained in the DVA and National Instruction (7 of 1999). The findings show that members have a fairly good (75%) understanding of implementation of the DVA. An average of three (3) members per police station were interviewed.

The regulatory compliance was rated at an average of 70%, and this assessed the maintenance and availability of records and the prescribed registers at the police stations. Provision of victim friendly services rated at an average of 69%. This area assessed the availability of victim friendly service taking into consideration the 24-hour accessibility of the VFR, the resourcing in line with the minimum standards outlined in the Victim Empowerment National Instructions, No.2 of 2012, the availability of an alternative private interviewing space in the absence of a VFR and the availability of documents that should be at the VFR for referencing when assisting victims.

3.3. STATUS OF VFR FUNCTIONALITY

The Victim Empowerment National Instruction stipulates that every police station must have a VFR to interview victims of crime in privacy. Should a police station not have a VFR, arrangements should be made to interview the victim in private, by using the interview cubicles or an available office³. Availability and functionality of VFRs in police stations was assessed in line with the Victim Empowerment National Instruction No. 2 of 2012

Figure 2 below provide the status in terms of the availability and functionality of the VFRs.

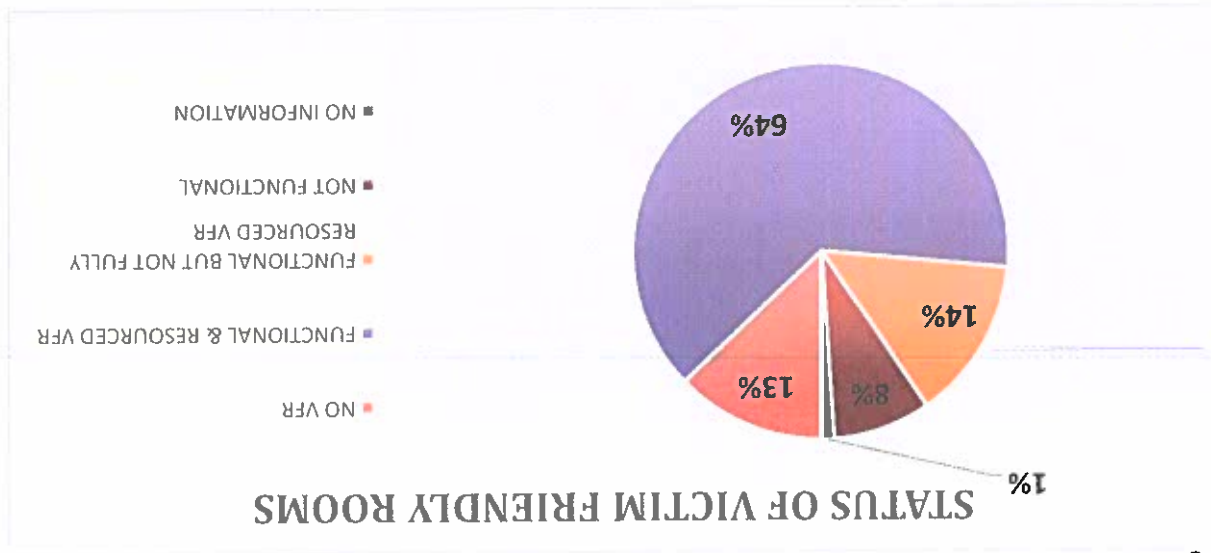


Figure 2: Status of VFR

According to figure 2 above, out of the 264 police stations visited, 64% had VFRs that are functional and resourced with 14% of the stations having VFRs which were functional but not fully resourced. A functional and resourced VFR indicates that the VFR was open and available for use 24 hours and had resources as stipulated in the National Instruction 2 of 2012. Whereas 16% of the stations did not have VFRs, 8% had VFRs that were not functional. VFRs that are not functional are used as additional office space by police stations that do not have sufficient office space.

The distribution of the 16% (47 police stations) without VFRs is as follows; FS (13), EC (11), LP (8), KZN (4), NW (2), NC (1), and MP (1) (*Annexure C*). According to SAPS victim friendly service by ensuring complainants are not interviewed at the Community Service Centre, but rather in the offices. However, observations during oversight visits indicate that this is not applicable in all police stations that do not have VFRs.

3.4. SERVICE OF PROTECTION ORDERS BY POLICE STATIONS

Police stations were assessed on the ability and how prompt they are in serving Protection Orders (PO) immediately after it is issued as stipulated in the DVA. In assessing this area, records were checked as to whether there were any PO outstanding for longer than two (2) months within a police station. Figure 3 below shows the status of serving PO per province.

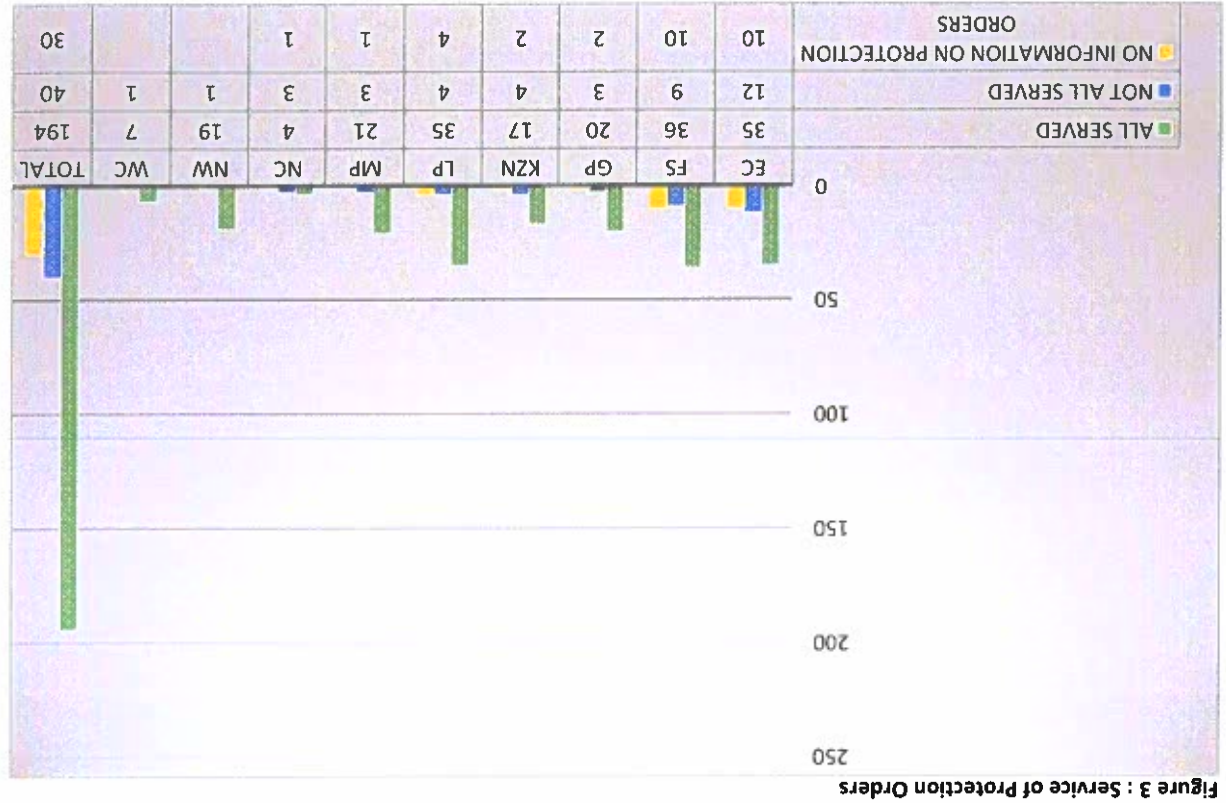


Figure 3, above indicates that across the 264 police stations visited, there were 194 police stations that were able to serve protection orders on time. In all the provinces,

⁴ Miller AR, and Segal C, 2013: "Do Female Officers Improve Law Enforcement Quality? Effects on Crime Reporting and Domestic Violence Escalation"

In light of the above findings, one of the key priorities of the police department's six point plan of response to Gender Based Violence is the availability of female members in all police stations in order to provide an opportunity for those victims that prefer to be served by a female police officer. With this view in mind an assessment was done to establish whether the SAPS is able to post female members in all shifts within a police station.

Women in Policing. In addition to women feeling more comfortable in reporting domestic violence to female officers, studies show that female officers may take reports of domestic violence more seriously. Furthermore, in a 2017 study titled "The Victims' View: Domestic Violence and Police Response" found that women officers were less likely than male officers to ignore victims who made repeated calls to the police over time. Male officers were not as likely as female officers to write a police report when responding to a repeat domestic violence call, according to a 2003 report from the U.K.'s National Centre for Women in Policing.

According to the report published by the University of Virginia and University of Zurich⁴, police stations with higher female representation experienced higher rates of reporting domestic violence. This serve as a deterrent as more reporting helped to reduce the rates of repeated domestic violence and contributed to a decline of fatal domestic abuse and intimate partner homicide.

3.5. AVAILABILITY OF FEMALE MEMBERS PER SHIFTS IN POLICE STATIONS

there were some police stations that did not serve POs immediately as obligated by the National Instructions and the DVA. (Annexure D). NW and WC had the majority of the stations, within those that had been visited, having served POs within a two month period with 19 out 20 and 7 out 8 respectively. In 30 police stations across 7 provinces (EC, FS, GP, KZN, LP, MP, NC) there were no records of protection orders received during the period in question. An indication was provided by some station that they had not received any protection orders during the reference period of data collection, however in some stations it was not clear whether it was a situation of poor records maintenance or the stations had not received POs during this period. One of the challenges with service of protection order is poor communication and cooperation between the local police stations and the local courts.

The findings in the report still reflect a high number of non-compliance by SAPS members. The majority of non-compliance reported on is the administrative non-compliance and there were twenty five (25) out of the one hundred and fifty eight (158) recorded by the SAPS that were service delivery related non-compliances. There were only two that were service delivery non-compliances from the fifty seven (57) recorded by the COPS during this period. The SAPS is still struggling with ensuring that all members are fully complying with the DVA obligations, however in terms of recording

4. CONCLUSION

In all the 264 police stations visited, it was reported that all members in the core components, i.e. VISPOL and Detectives have received training on Domestic violence and victim empowerment. The SAPS offers a five-day DVA Training which also forms part of the Basic Training Programme. In order to assist members who have not yet been called up to attend the five-day DVA training, a three-day workshop on DVA and a one day information sessions are provided.

3.6. TRAINING

The findings as reflected in figure 4, above indicate that 89% of the police stations visited had female police members deployed in all shifts. It was also found that in 8% of the police stations female members were deployed in some of the shifts but not in all the shifts due to shortages of female members in those police stations. It was only in 2% of the stations that there were no female members in any shifts and these were mainly the small farm stations.

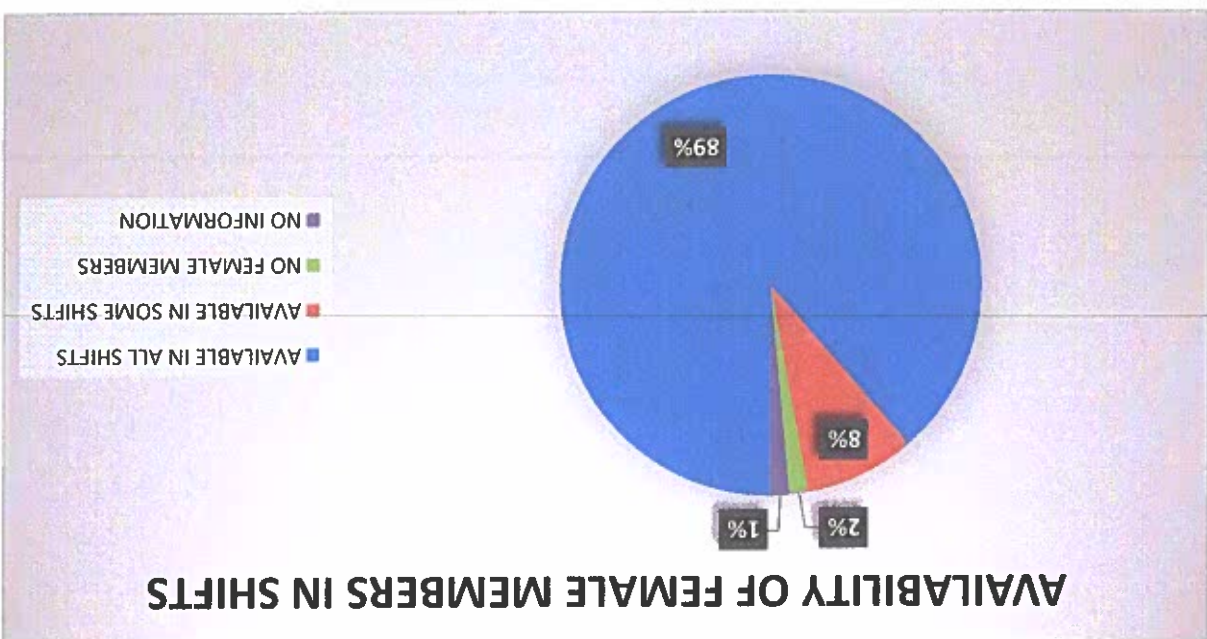


Figure 4: Availability of female members in shifts

- 5.1. SAPS should ~~no~~ closely monitor police stations that are performing poorly and come up with interventions to assist them.
- 5.2. The working relationship between the local courts and police stations should be strengthened in order to improve the service of protection orders.
- 5.3. Disciplinary steps should be taken against Station Commanders whose stations are failing to serve protection orders on time without any valid reasons.

5. RECOMMENDATIONS

There were 10 disciplinary proceedings initiated against the 12 members who were reported as perpetrators of DV in the police stations that were visited. This is a commendable response by the SAPS management, however the sanctions given also need to reflect the seriousness of management to tackle domestic violence offending by the SAPS members. There are police stations that are still delaying in serving POs, which contradicts the requirement imposed by both the DVA and National Instruction, which is to serve the PO without delay. It was found that majority of the stations visited (89%) have female officers deployed in every shift at the police stations. This will contribute towards ensuring that victimisation of complainant

and understanding DVA implementation; the compliance levels are steadily improving, when comparing with the previous reporting period whereby the average compliance levels were at 61% and 63% respectively. There are police stations that are performing very poorly, e.g. Ibisi in KZN, Deneysville in FS, Iltinge and Adelaide in EC, which have all achieved below 30% compliance. This indicates the need for serious intervention from the SAPS. Provinces like GP, NW and WC continue to show high performance and also need to be supported in order to maintain the good service delivery.

ANNEXURES

ANNEXURE A: NON-COMPLIANCE IDENTIFIED THROUGH STATION VISITS

| POLICE STATION | NATURE OF NON-COMPLIANCE | RECOMMENDATION BY THE CSPS | IF NO RECOMMENDATION MADE - PROVIDE REASONS | WERE DISCIPLINARY PROCEEDINGS INSTITUTED BY SAPS | OUTCOME OF THE DISCIPLINARY PROCESS | APPLICATION FOR EXEMPTION (YES/NO) | OUTCOME OF THE EXEMPTION (GRANTED/NOT GRANTED/PENDING) |
|---------------------|---|----------------------------|---|--|-------------------------------------|------------------------------------|--|
| EASTERN CAPE | | | | | | | |
| Joza | Failure to serve a protection order | N/A | N/A | Yes | Final written warning | No | N/A |
| LIMPOPO | | | | | | | |
| Hoedspruit | Failure to properly complete DV register | N/A | N/A | Yes | Written warning | No | N/A |
| WESTERN CAPE | | | | | | | |
| Oudtshoorn SAPS | Member failed to register case of DV. | N/A | N/A | Yes | Verbal warning | No | N/A |
| Beaufort West SAPS | Failed to complete SAPS 508 (a) & (b) | No | N/A | Yes | No Steps | No | N/A |
| Beaufort West SAPS | Failed to complete SAPS 508 (a) & (b) on cases 18/10/2016 | No | N/A | No | Member resigned on 28.02.2017 | No | N/A |
| Beaufort West SAPS | Failer to complete SAPS 508 (a) & (b) | No | N/A | Yes | No Steps | No | N/A |
| Beaufort West SAPS | Failed to complete SAPS 508(A) & (B) | No | N/A | Yes | Corrective Counselling | No | N/A |
| Beaufort West SAPS | Failer to complete SAPS 508(A) & (B) | No | N/A | Yes | Verbal warning | No | N/A |

| | | | | | | | |
|--------------------|--|----|-----|-----|------------------------|----|-----|
| Beaufort West SAPS | Failer to complete SAPS 508(A) & (B) | No | N/A | Yes | No Steps | No | N/A |
| Beaufort West SAPS | Failer to complete SAPS 508 (a) & (b) | No | N/A | Yes | Verbal warning | No | N/A |
| Beaufort West SAPS | Failer to complete SAPS 508(A) & (B) | No | N/A | Yes | Verbal warning | No | N/A |
| Beaufort West SAPS | Failer to complete SAPS 508 (a) &(b) | No | N/A | Yes | No Steps | No | N/A |
| Beaufort West SAPS | Failer to complete SAPS 508(A) & (B) | No | N/A | Yes | No Steps | No | N/A |
| Beaufort West SAPS | Failer to complete SAPS 508(A) & (B) | No | N/A | Yes | No Steps | No | N/A |
| Beaufort West SAPS | Failer to complete SAPS 508(A) & (B) | No | N/A | Yes | Verbal warning | No | N/A |
| Beaufort West SAPS | Failer to complete SAPS 508(A) & (B) | No | N/A | Yes | Verbal warning | No | N/A |
| Beaufort West SAPS | Failer to complete SAPS 508(A) & (B) | No | N/A | Yes | Corrective Counselling | No | N/A |
| Beaufort West SAPS | Failer to complete SAPS 508(A) & (B) | No | N/A | Yes | Verbal warning | No | N/A |
| Beaufort West SAPS | Failer to complete SAPS 508(A) & (B) | No | N/A | Yes | Verbal warning | No | N/A |
| Beaufort West SAPS | Failed to comply with the procession of DV | No | N/A | No | Pending | No | N/A |
| Beaufort West SAPS | Failed to comply with the NI 7/1999 | No | N/A | No | Pending | No | N/A |
| Beaufort West SAPS | Failed to comply with the NI 7/1999 | No | N/A | No | Pending | No | N/A |
| Knysna SAPS | Failure to complete 508(a) & (b) | No | N/A | Yes | Verbal warning | No | N/A |
| Knysna SAPS | Failure to complete 508(a) & (b) | No | N/A | Yes | Verbal warning | No | N/A |
| Knysna SAPS | Failure to complete 508(a) & (b) | No | N/A | Yes | Verbal warning | No | N/A |

| | | | | | | | |
|-------------|---|----|-----|-----|------------------------|----|-----|
| Knysna SAPS | Failure to complete 508(a) & (b) | No | N/A | Yes | Verbal warning | No | N/A |
| Knysna SAPS | Failure to complete 508(a) & (b) T Jobe | No | N/A | Yes | No Steps | No | N/A |
| Knysna SAPS | Failure to complete 508(a) & (b) H September | No | N/A | Yes | Corrective Counselling | No | N/A |
| Knysna SAPS | Failure to complete 508(a) & (b) J Saptou | No | N/A | | Verbal warning | No | N/A |
| Knysna SAPS | Failure to complete 508(a) & (b) S. Petersen | No | N/A | Yes | Verbal warning | No | N/A |
| Knysna SAPS | Failure to complete 508(a) & (b) Nicolas Uithaler | No | N/A | Yes | No Steps | No | N/A |
| Knysna SAPS | Failure to complete 508(a) & (b) Marilene Motha | No | N/A | Yes | Corrective Counselling | No | N/A |
| Knysna SAPS | Failure to complete 508(a) & (b) J Hartzenberg | No | N/A | Yes | No Steps | No | N/A |
| Knysna SAPS | Failure to complete 508(a) & (b) Nomathamsanqa Goba | No | N/A | | | | |
| Knysna SAPS | Failure to complete 508(a) & (b) Fundisile Maresi | No | N/A | Yes | Verbal warning | No | N/A |
| Knysna SAPS | Failure to complete 508(a) & (b) Alvin Petersen | No | N/A | | | | |
| Knysna SAPS | Failure to complete 508(a) & (b) Mziwenkosi Lamani | No | N/A | Yes | No Steps | No | N/A |
| Knysna SAPS | Failure to complete 508(a) & (b) ll | No | N/A | Yes | Verbal warning | No | N/A |

| | | | | | | | |
|---------------|--|----|-----|-----|------------------------|----|-----|
| Knysna SAPS | Failure to complete 508(a)&(b) MB Charlie | No | N/A | Yes | Verbal warning | No | N/A |
| Knysna SAPS | Failure to complete 508(a) & (b) NE Zuzani | No | N/A | Yes | Verbal warning | No | N/A |
| Knysna SAPS | Failure to complete 508(a) & (b) | No | N/A | Yes | No Steps | No | N/A |
| Knysna SAPS | Failure to complete 508(a) & (b) | No | N/A | Yes | Verbal warning | No | N/A |
| Knysna SAPS | Failure to complete 508(a) & (b) | No | N/A | Yes | No Steps | No | N/A |
| Knysna SAPS | Failure to complete 508(a) & (b) | No | N/A | Yes | No Steps | No | N/A |
| Knysna SAPS | Failure to complete 508(a) & (b) | No | N/A | Yes | No Steps | No | N/A |
| Knysna SAPS | Failure to complete 508(a) & (b) | No | N/A | Yes | No Steps | No | N/A |
| Knysna SAPS | Failure to complete 508(a) & (b) | No | N/A | Yes | No Steps | No | N/A |
| Knysna SAPS | Failure to complete 508(a) & (b) | No | N/A | Yes | No Steps | No | N/A |
| Knysna SAPS | Failure to complete 508(a) & (b) | No | N/A | Yes | Verbal warning | No | N/A |
| Conville SAPS | Not properly recorded on both 508 & dc | No | N/A | Yes | Corrective Counselling | No | N/A |
| Conville SAPS | Not properly recorded | No | N/A | Yes | Corrective Counselling | No | N/A |
| Conville SAPS | Not properly recorded | No | N/A | Yes | Corrective Counselling | No | N/A |
| Conville SAPS | Not properly recorded | No | N/A | Yes | Corrective Counselling | No | N/A |

| | | | | | | | |
|---------------|-----------------------|----|-----|-----|------------------------|----|-----|
| Conville SAPS | Not properly recorded | No | N/A | Yes | No Steps | No | N/A |
| Conville SAPS | Not properly recorded | No | N/A | Yes | Verbal warning | No | N/A |
| Conville SAPS | Not properly recorded | No | N/A | Yes | Corrective Counselling | No | N/A |
| Conville SAPS | Not properly recorded | No | N/A | Yes | No Steps | No | N/A |

ANNEXURE B: COMPLIANCE LEVEL PER POLICE STATION

| Police station | % | Compliance level | Police station | % | Compliance level |
|-----------------|-------|------------------------|----------------|-------|------------------------|
| Ezibeleni | 93.1% | Significant Compliance | Despatch | 70.8% | Significant Compliance |
| Port Alfred | 91.5% | Significant Compliance | Burgersdorp | 69.0% | Partial Compliance |
| Hankey | 90.7% | Significant Compliance | Ngangelizwe | 68.9% | Partial Compliance |
| Mdantsane | 89.7% | Significant Compliance | Pearston | 67.8% | Partial Compliance |
| Cradock | 89.0% | Significant Compliance | Zwelitsha | 66.6% | Partial Compliance |
| Msobomvu | 88.8% | Significant Compliance | Aliwal North | 66.1% | Partial Compliance |
| Queenstown | 88.7% | Significant Compliance | Mpisi | 64.7% | Partial Compliance |
| Uitenhage | 88.5% | Significant Compliance | Bhisho | 63.0% | Partial Compliance |
| Maluti | 86.5% | Significant Compliance | Thornhill | 62.4% | Partial Compliance |
| Inyibaba | 86.4% | Significant Compliance | Libode | 62.2% | Partial Compliance |
| Grahamstown | 85.6% | Significant Compliance | Kamvehlile | 62.0% | Partial Compliance |
| Moza | 85.2% | Significant Compliance | Ugie | 61.7% | Partial Compliance |
| Maclear | 85.0% | Significant Compliance | Motherwell | 61.5% | Partial Compliance |
| Dimbaza | 85.0% | Significant Compliance | Ntabankulu | 59.6% | Partial Compliance |
| Tsolo | 84.8% | Significant Compliance | Komga | 58.3% | Partial Compliance |
| Swartkops | 83.8% | Significant Compliance | Dodrecht | 58.2% | Partial Compliance |
| Alice | 80.7% | Significant Compliance | Avondale | 57.0% | Partial Compliance |
| Humewood | 78.7% | Significant Compliance | Cookhouse | 55.0% | Partial Compliance |
| Indwe | 78.4% | Significant Compliance | Nemato | 52.7% | Partial Compliance |
| Port St Johns | 78.0% | Significant Compliance | Chungwa | 50.6% | Partial Compliance |
| Beacon Bay | 77.3% | Significant Compliance | Jamestown | 50.5% | Partial Compliance |
| Maletswai | 77.2% | Significant Compliance | Ntabankulu | 50.0% | Partial Compliance |
| Matatiela | 76.4% | Significant Compliance | Somersset East | 47.4% | Non Compliance |
| Bethersdorp | 76.1% | Significant Compliance | Fort Brown | 45.5% | Non Compliance |
| Humansdorp | 75.5% | Significant Compliance | Seymour | 44.6% | Non Compliance |
| Stutterheim | 73.8% | Significant Compliance | Steytlerville | 34.3% | Non Compliance |
| Goga Park | 72.7% | Significant Compliance | Ilinge | 29.5% | Non Compliance |
| Seven Fountains | 72.2% | Significant Compliance | Adelaide | 23.3% | Non Compliance |
| Tamara | 70.8% | Significant Compliance | | | |
| Free state | | | | | |
| Police station | % | Compliance level | Police station | % | Compliance level |
| Bethlehem | 93.2% | Significant Compliance | Thabong | 84.9% | Significant Compliance |
| Clarens | 89.3% | Significant Compliance | Makoane | 84.7% | Significant Compliance |
| Tseseng | 88.8% | Significant Compliance | Hoopstad | 83.8% | Significant Compliance |
| Bronville | 88.0% | Significant Compliance | Petrus Steyn | 83.6% | Significant Compliance |
| Welkom | 87.0% | Significant Compliance | Tseki | 83.3% | Significant Compliance |
| Bethulle | 86.6% | Significant Compliance | Butfontein | 83.0% | Significant Compliance |
| Wepener | 86.6% | Significant Compliance | Thabanchu | 82.7% | Significant Compliance |
| Virginia | 86.5% | Significant Compliance | Bainsvlei | 81.8% | Significant Compliance |
| Kopanong | 85.4% | Significant Compliance | Ventersburg | 81.8% | Significant Compliance |

| Police station | % | Compliance level | Police station | % | Compliance level |
|-----------------------|-------|------------------------|-----------------|-------|------------------------|
| Botshabelo | 81.5% | Significant Compliance | Fauresmith | 66.4% | Partial Compliance |
| Zamdela | 81.0% | Significant Compliance | Parys | 66.0% | Partial Compliance |
| Koppies | 80.5% | Significant Compliance | Reitz | 65.0% | Partial Compliance |
| Meloding | 80.1% | Significant Compliance | Trompsburg | 65.0% | Partial Compliance |
| Mangang | 78.8% | Significant Compliance | Soutpan | 63.0% | Partial Compliance |
| Kroonstad | 77.2% | Significant Compliance | Steynsrus | 62.9% | Partial Compliance |
| Kagisanong | 77.1% | Significant Compliance | Matube | 61.4% | Partial Compliance |
| Sasolburg | 76.6% | Significant Compliance | Villiers | 58.7% | Partial Compliance |
| Harrismith | 73.8% | Significant Compliance | Hobhouse | 58.3% | Partial Compliance |
| Steenmekaar | 73.5% | Significant Compliance | Verkykerskop | 57.9% | Partial Compliance |
| Maakeng | 73.5% | Significant Compliance | Edenburg | 53.4% | Partial Compliance |
| Zastron | 72.8% | Significant Compliance | Namahadi | 53.4% | Partial Compliance |
| Luckhoff | 72.7% | Significant Compliance | Rouxville | 50.3% | Partial Compliance |
| Senekal | 72.2% | Significant Compliance | Springfontein | 48.7% | Non Compliance |
| Oendaalsrus | 71.8% | Significant Compliance | Kommissiepoort | 46.5% | Non Compliance |
| Daywater | 70.0% | Significant Compliance | Memel | 44.6% | Non Compliance |
| Paul Roux | 67.7% | Partial Compliance | Oranjeville | 43.2% | Non Compliance |
| Glen | 66.6% | Partial Compliance | Deneysville | 26.4% | Non Compliance |
| Jagerfontein | 66.5% | Partial Compliance | | | |
| Gauteng | | | | | |
| Police station | % | Compliance level | Police station | % | Compliance level |
| Orlando | 94% | Significant Compliance | Jabulani | 86% | Significant Compliance |
| Primrose | 93% | Significant Compliance | Katlehong | 85% | Significant Compliance |
| Lenasia South | 92% | Significant Compliance | Ennerdale | 85% | Significant Compliance |
| Eldorado Park | 91% | Significant Compliance | Alberton | 81% | Significant Compliance |
| Germiston | 91% | Significant Compliance | Brackendown | 79% | Significant Compliance |
| Eisburg | 91% | Significant Compliance | Klipdown | 79% | Significant Compliance |
| Moroka | 90% | Significant Compliance | Bedfordview | 76% | Significant Compliance |
| Eden Park | 90% | Significant Compliance | Katlehong North | 73% | Significant Compliance |
| Zonkezizwe | 89% | Significant Compliance | Diepkloof | 71% | Significant Compliance |
| Osloorus | 87% | Significant Compliance | Dobsonville | 69% | Partial Compliance |
| Lenasia | 87% | Significant Compliance | Tokoza | 63% | Partial Compliance |
| Protea Glen | 87% | Significant Compliance | Naledi | 58% | Partial Compliance |
| Meadowlands | 87% | Significant Compliance | | | |
| Kwa-Zulu Natal | | | | | |
| Police station | % | Compliance level | Police station | % | Compliance level |
| Kingley | 83% | Significant Compliance | Ndumo | 67% | Partial Compliance |
| Amangwe | 82% | Significant Compliance | Mpungamhlophe | 66% | Partial Compliance |
| Osizweni | 80% | Significant Compliance | Wasbank | 62% | Partial Compliance |
| Mayville | 69% | Partial Compliance | Mid illovo | 60% | Partial Compliance |
| Bhekithemba | 77% | Significant Compliance | Inanda | 60% | Partial Compliance |
| Ekuvukeni | 74% | Significant Compliance | Cato Manor | 58% | Partial Compliance |
| Pongola | 73% | Significant Compliance | Umlizmkhulu | 53% | Partial Compliance |
| Paddock | 68% | Partial Compliance | Nondweni | 52% | Partial Compliance |

| Mpumalanga | | | | | |
|-----------------------|----------|-------------------------|-----------------------|----------|-------------------------|
| Rietvel | 51% | Partial Compliance | Folweni | 37% | Non Compliance |
| Mbazwane | 51% | Partial Compliance | Mpophomeni | 32% | Non Compliance |
| Highlats | 40% | Non Compliance | Ibisi | 17% | Non Compliance |
| Mkunduzi | 40% | Non Compliance | | | |
| Limpopo | | | | | |
| Police station | % | Compliance level | Police station | % | Compliance level |
| Makuya | 95.0% | Significant Compliance | Giyan! | 58.5% | Partial Compliance |
| Lephale | 87.4% | Significant Compliance | Phalaborwa | 55.5% | Partial Compliance |
| Modimolle | 85.7% | Significant Compliance | Mashashane | 55.0% | Partial Compliance |
| Thabazimbi | 85.2% | Significant Compliance | Zebediela | 52.8% | Partial Compliance |
| Mokopane | 85.2% | Significant Compliance | Vuwani | 51.9% | Partial Compliance |
| Gilead | 84.1% | Significant Compliance | Siloam | 51.7% | Partial Compliance |
| Mahwelereng | 83.8% | Significant Compliance | Sebayeng | 50.3% | Partial Compliance |
| Malamulele | 79.1% | Significant Compliance | Magatie | 49.5% | Non Compliance |
| Dennilton | 78.6% | Significant Compliance | Apel | 48.2% | Non Compliance |
| Mphephu | 77.2% | Significant Compliance | Tuinplaas | 47.0% | Non Compliance |
| Hlanganani | 72.3% | Significant Compliance | Tshalu | 46.8% | Non Compliance |
| Mutale | 72.1% | Significant Compliance | Elandskraal | 45.8% | Non Compliance |
| Hoedspruit | 71.0% | Significant Compliance | Saselamani | 45.1% | Non Compliance |
| Masemola | 70.2% | Significant Compliance | Motema | 44.1% | Non Compliance |
| Polokwane | 68.6% | Partial Compliance | Roosenekaal | 43.3% | Non Compliance |
| Rooberg | 67.6% | Partial Compliance | Vhuladzi | 39.5% | Non Compliance |
| Seshogo | 65.5% | Partial Compliance | Westenburg | 39.5% | Non Compliance |
| Maake | 64.4% | Partial Compliance | Materekeng | 38.9% | Non Compliance |
| Hoopdaal | 63.6% | Partial Compliance | Laersdrif | 33.7% | Non Compliance |
| Burgersfort | 61.5% | Partial Compliance | Muswodi | 33.7% | Non Compliance |
| Haenertsburg | 59.0% | Partial Compliance | Groblerdal | 32.7% | Non Compliance |
| Mpumalanga | | | | | |
| Police station | % | Compliance level | Police station | % | Compliance level |
| Choemansdal | 92.6% | Significant Compliance | Nelspruit | 68.5% | Partial Compliance |
| Mhluzi | 87.5% | Significant Compliance | Verena | 63.1% | Partial Compliance |
| Kwamhlanga | 84.5% | Significant Compliance | Perdekop | 62.7% | Partial Compliance |
| Bushbuckridge | 81.0% | Significant Compliance | Sakhile | 55.3% | Partial Compliance |
| Phola | 80.6% | Significant Compliance | kanyamazane | 54.2% | Partial Compliance |
| Tonga | 79.6% | Significant Compliance | Wakkerstroom | 49.4% | Non Compliance |
| Witbank | 77.9% | Significant Compliance | Orgies | 48.4% | Non Compliance |
| Kabokweni | 76.9% | Significant Compliance | Graskop | 44.9% | Non Compliance |
| Barberton | 72.9% | Significant Compliance | Plenaar | 43.3% | Non Compliance |
| Sabie | 71.3% | Significant Compliance | Breyten | 41.7% | Non Compliance |
| Masoyi | 70.1% | Significant Compliance | Mayflower | 41.2% | Non Compliance |
| Vosman | 69.7% | Partial Compliance | White River | 32.2% | Non Compliance |

| Northern Cape | | | | | |
|------------------|-------|------------------------|----------------|-------|------------------------|
| Police station | % | Compliance level | Police station | % | Compliance level |
| Groblershoop | 92% | Significant Compliance | Kamieskroon | 76% | Significant Compliance |
| Batharos | 84% | Significant Compliance | Olfantshoek | 75% | Significant Compliance |
| Steinkopf | 82% | Significant Compliance | Port Nolloth | 75% | Significant Compliance |
| Uptington | 80% | Significant Compliance | Strydenburg | 68% | Partial Compliance |
| North West | | | | | |
| Police station | % | Compliance level | Police station | % | Compliance level |
| Khuma | 96.9% | Significant Compliance | Ikageng | 92.7% | Significant Compliance |
| Lomanyaneng | 95.9% | Significant Compliance | Wolmaranstad | 90.9% | Significant Compliance |
| Bloemhof | 95.9% | Significant Compliance | Botlekong | 89.5% | Significant Compliance |
| Jouberton | 95.9% | Significant Compliance | Vryburg | 88.3% | Significant Compliance |
| Letlhabile | 95.9% | Significant Compliance | Sannieshof | 88.1% | Significant Compliance |
| Hartbeespoortdam | 95.0% | Significant Compliance | Kanana | 86.1% | Significant Compliance |
| Tlhabane | 95.0% | Significant Compliance | Taung | 82.5% | Significant Compliance |
| Madikwe | 95.0% | Significant Compliance | Ganyesa | 78.4% | Significant Compliance |
| Lichtenburg | 94.1% | Significant Compliance | Zeerust | 77.4% | Significant Compliance |
| Colligny | 93.4% | Significant Compliance | Itsoeng | 63.3% | Partial Compliance |
| Western Cape | | | | | |
| Police station | % | Compliance level | Police station | % | Compliance level |
| Ceres | 96% | Significant Compliance | Table View | 83% | Significant Compliance |
| Leeu-Gamka | 94% | Significant Compliance | Kynsna | 78% | Significant Compliance |
| Langa | 93% | Significant Compliance | Conville | 77% | Significant Compliance |
| Kuils River | 88% | Significant Compliance | Beaufort West | 63% | Partial Compliance |

ANNEXURE C: POLICE STATIONS WITHOUT VFR

| PROVINCE | STATION | PROVINCE | STATION |
|----------|-------------------|----------|-------------|
| EC | Avondale | LP | Westenburgh |
| EC | Burgersdorp | LP | Burgersfort |
| EC | Dodrecht | LP | Laersdriif |
| EC | Humansdorp | LP | Muswodi |
| EC | Jamestown | LP | Mutale |
| EC | Matatiele | LP | Sebayeng |
| EC | Mpisi | LP | Tshalu |
| EC | Nemato | LP | Tuinplaas |
| EC | Ntbankulu | MP | Orgies |
| EC | Seven Fountains | NC | Kamieskroon |
| EC | Steytlerville | NW | Ganyesa |
| FS | Bayswater | NW | Zeerust |
| FS | Kommissiepoort | | |
| FS | Luckhoff | | |
| FS | Paul Roux | | |
| FS | Soutpan | | |
| FS | Steynsrus | | |
| FS | Thabanchu | | |
| FS | Thabong | | |
| FS | Trompsburg | | |
| FS | Tseki | | |
| FS | Tseseng | | |
| FS | Ventersburg | | |
| FS | Verkyerskop Polic | | |
| KZN | Ibisi | | |
| KZN | Kingley | | |
| KZN | Nondweni | | |
| KZN | PADDOCK | | |

ANNEXURE D: POLICE STATIONS WITH PO'S NOT SERVED

| PROVINCE | STATION | PROVINCE | STATION | | |
|----------|---------------|-------------|-----------------|----|--------------|
| EC | Adelaide | FS | Fauresmith | | |
| | Chungwa | | Harrismith | | |
| | Dodrecht | | Meloding | | |
| | Libode | | Memel | | |
| | Maluti | | Namahadi | | |
| | Nemato | | Reitz | | |
| | Ngangelizwe | | Senkal | | |
| | Ntbankulu | | Thabanchu | | |
| | Somerset East | | Ventersburg | | |
| | Steytlerville | | Katlehong North | | |
| | Thornhill | | Tokoza | | |
| | Zwelitsha | | Vosloorus | | |
| | KZN | | Amangwe | LP | Haenertsburg |
| | | | Folweni | | Malamulele |
| Inanda | | Roosenekaal | | | |
| Nondweni | | Vuwani | | | |
| MP | Mayflower | NW | Grobiershoop | | |
| | Orgies | | Olifantshoek | | |
| | Perdekop | | Uppington | | |
| NC | Kanana | WC | Ceres | | |