

DOMESTIC VIOLENCE ACT (DVA) MONITORING REPORT

Report on the status of DVA implementation and compliance by the 1143 police stations.

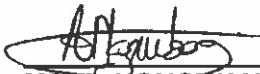


civilian secretariat for police service

Department:
Civilian Secretariat for Police Service
REPUBLIC OF SOUTH AFRICA

OFFICIAL SIGN-OFF

Submitted



MS. A. XONGWANA
DEPUTY DIRECTOR: COMPLIANCE

Date: 22/08/2019

Recommended



MR. T. RAMARU
CHIEF DIRECTOR: COM&E

Date: 28/08/2019

Approved



MR A.P. RAPEA
SECRETARY FOR POLICE SERVICE

Date: 28/08/2019

TABLE OF CONTENTS

OFFICIAL SIGN - OFF	i
TABLE OF FIGURES	iii
TABLE OF ACRONYMS	iv
PREAMBLE	v
EXECUTIVE SUMMARY	1
SECTION 1: INTRODUCTION.....	3
1.1. INTRODUCTION.....	3
1.2. OBJECTIVE	5
1.3. SCOPE.....	5
1.4. LIMITATIONS	6
SECTION 2: NON COMPLIANCE.....	6
2.1. FAILURE BY MEMBERS TO COMPLY WITH THE DVA AND NATIONAL INSTRUCTIONS.....	6
2.2. MEMBERS AS OFFENDERS OF DOMESTIC VIOLENCE	10
2.3. MEMBERS AS VICTIMS OF DOMESTIC VIOLENCE.....	13
SECTION 3: REGULATORY COMPLIANCE	14
3.1. COMPLIANCE LEVELS PER PROVINCE.....	14
3.2. AVAILABILITY OF REGISTERS.....	15
3.3. UNIQUENESS OF STATION ORDER.....	16
3.4. STATUS OF VFR FUNCTIONALITY	18
3.5. SERVICE OF PROTECTION ORDERS BY POLICE STATIONS.....	19
3.6. AVAILABILITY OF FEMALE MEMBERS PER SHIFTS IN POLICE STATIONS	21
3.7. SUPPORT SERVICES.....	22
3.8. TRAINING	23
4. CONCLUSION.....	25
5. RECOMMENDATIONS	26
ANNEXURES	28

TABLE OF FIGURES

Figure 1: Number of women murdered.....	3
Figure 2: SAPS stats- murder of women and children	4
Figure 3: Availability of non-compliance registers	7
Figure 4: Non-compliance by members.....	8
Figure 5: Management of non-compliance	8
Figure 6: Breakdown of non-compliances	9
Figure 7: Operational non-compliance	9
Figure 8: Criminal cases against members	11
Figure 9: Members with POs against them	11
Figure 10: Management of Firearms	12
Figure 11: Members as victims of dv	13
Figure 12: Regulatory compliance according to compliance categories.....	14
Figure 13: Availability of registers at the CSC.....	16
Figure 14: Relevance of station order.....	17
Figure 15: Designated VFR availability.....	18
Figure 16: Functionality of the VFR.....	19
Figure 17 : Service of Protection Orders.....	20
Figure 18: Service of POs per Province	20
Figure 19: Availability of female members in shifts	21
Figure 20: Availability of female members per shift.....	22
Figure 21: Access to sign language and interpretation services.....	23
Figure 22: Members trained in VISPOL.....	24
Table 1: Members as offenders	10
Table 2: Compliance levels per province	15

TABLE OF ACRONYMS

ACRONYM	DESCRIPTION
CSC	Community Service Centre
CSPS	Civilian Secretariat for Police Service
DFO	Designated Firearm Officer
DV	Domestic Violence
DVA	Domestic Violence Act 116 /1998
DVAT	Domestic Violence Act Monitoring Tool
FORM 1 (DOJ&CS)	Form used to explain remedies available to a complainant reporting a domestic violence incident
EHWP	Employee Health and Wellness Programme
FCA	Firearms Control Act, No 60 of 2000
FPO	Final Protection Order
GBV	Gender Based Violence
IPO	Interim Protection Order
IPID	Independent Police Investigative Directorate
NATIONAL INSTRUCTIONS	DVA National Instruction No 7 of 1999
NDP	National Development Plan, 2030
NGO	Non-governmental organisations
PO	Protection Order
PS	Provincial Secretariats
SAPS	South African Police Service
SAPS 508	A form used to register DVA non-compliance complaints against members
SAPS 508 (a)	Form used for recording DVA incidents
SAPS 508 (b)	DVA register
SAPS Form 2	Form used for recording DVA non-compliance
SAPS Form 1	Form used for recording members that are offenders of DVA
SCM	Supply Chain Management
VFR	Victim Friendly Room
VISPOL	Visible Policing
WHO	World Health Organisation
DISCIPLINARY CODES	
DS1	Remedial steps after initial interview (not serious)
DS2	Verbal warning after initial interview (not serious)
DS3	Written warning (not serious)
DS4A	Departmental investigation (serious): still under investigation
DS4B	Departmental investigation (serious): guilty (state sentence)
DS4C	Departmental investigation (serious): not guilty

PREAMBLE

The Civilian Secretariat for Police Service Act, 2011 (Act No. 2 of 2011) mandates the Civilian Secretariat for Police Service (CSPS) to exercise civilian oversight over the South African Police Service (SAPS) and provide strategic advice to the Minister of Police in respect of developing and implementing policies and legislation. This is done through, amongst others, regular oversight visits to police stations throughout the country in order to monitor and assess SAPS performance in relation to service delivery, compliance to regulations and implementation of recommendations. The Civilian Secretariat for Police Service Act, 2011 also provides for the establishment of Provincial Secretariats (PS) to exercise the functions and powers of the CSPS at the provincial sphere of government.

The CSPS together with the Provincial Secretariats conduct police station oversight visits as one of the means of putting to effect the above mentioned mandate. Due to insufficient capacity, the monitoring could not be conducted in all police stations on an annual basis. Moreover, the sampling methodology that was used by the CSPS and PS was neither uniform nor statistically sound to allow generalisation of findings and provide a national picture. It therefore became crucial that the CSPS and PS explore ways of improving this challenge which was also raised by the Portfolio Committee on Police and some Civil Society Organisations that work closely with the CSPS.

It is against this background that the CSPS requested the assistance of Statistics South Africa (Stats SA) to provide support on a sound and proper sampling methodology for conducting oversight. Stats SA presented options to the CSPS and PS with the aim of assisting with a proper sampling method. The census approach¹ was adopted and approved by the Heads of Department Forum as opposed to a sample approach for the CSPS and PS to collect data from all police stations during the 2018/19 financial year.

The benefits of conducting the census were that it provided a unique opportunity for the CSPS and PS to:

- a) improve on the oversight work already done since initiating the police station monitoring and evaluation projects;
- b) make adjustments to address challenges that have and are experienced in the implementation of the data collection tools used for monitoring; and
- c) review and adjust the data collection tools, i.e. Domestic Violence Act monitoring tool (DVAT) and the National Monitoring Tool (NMT), to reflect changes in the policing environment, policing priorities and policy direction of the Executive Authority.

¹ The Census refers to when data is collected from all police stations within a defined reference period.

GOAL OF THE POLICE STATION CENSUS

The goal of the Census was to collect accurate, reliable and comprehensive information on SAPS performance from all 1 143² police stations in order to provide policy and strategic advice to the Minister of Police in relation to service delivery, implementation of and compliance to regulations³.

The following are the outcomes that the Police Station Census seeks to achieve:

- a) To generate reliable knowledge and information on SAPS performance and compliance; and
- b) Improved compliance and implementation of regulations by SAPS.

DATA COLLECTION AND PROCESSING

Data was collected at 1 143 police stations using the DVAT and the NMT administered by officials from the PS. To ensure accuracy of information, all officials that participated in the data collection process were trained by the CSPS. In collecting data for the police station census, a reference period of 01 July 2017 – 31 December 2017 was selected. A reference period is the time period for which the data is collected and analysed, and to which the results will refer. The reference period is, therefore always different from the report publication period which comes later after processing of the collected data. The above mentioned reference period was selected in order to ensure that performance of the police can be uniformly inferred to a specific period across the country. Considerations were also made in respect of availability of information that has been fully consolidated by the police stations. The information produced in the DVAT and NMT reports therefore reflect the status of police station compliance levels, implementation and performance during the reference period.

Completed data collection tools were forwarded by all PS to the CSPS for data processing in order to produce results. Data processing refers to a process of converting raw data into a readable format that can be interpreted, analysed and used for other purposes. To ensure that the data captured is of good quality, the data were verified, as well as edited and checked for consistency according to the predetermined edit rules.

USE OF INFORMATION (BASELINE)

The information collected through the census project is used as the comprehensive baseline data for performance of police stations. The CSPS collected data before the Police Station Census Project was implemented. However, this could not be used as a comprehensive baseline because the data collection process was staggered, there was limited uniformity in terms of the time frames (reference periods) and the scope not reflective of the entire population of police stations. Having a standard baseline data is important because it allows for comparison of performance before and after

² Total population of police stations where data was collected.

³ For the purpose of this project, regulations refer all Legislation, Policies, National Instructions, Standing Orders and Ministerial Directives implemented by the SAPS.

implementation of interventions. A comprehensive baseline allows for measurement of the impact of interventions over a period of time.

The collected information will thus serve this purpose. After determining the status of SAPS performance during the July – December 2017 period, the CSPA will be embarking on a process to assist police stations improve their performance. This process will also serve to update the baseline information in between the Censuses.

POST CENSUS MONITORING

The police station census will be carried out every five years, and in between that period police station monitoring will be focused on implementation of recommendations to improve performance of the police stations. Based on the reports arising out of the census project, both CSPA and PS will identify police stations for monitoring in between the censuses. Identification of police stations will be based on compliance and performance levels with poor performing police stations receiving priority for interventions. Data will also be analysed to identify the specific areas of poor performance and these areas will also be prioritised for intervention. Each province will annually, in between the censuses select at least 25% of their police stations for close monitoring with the aim of assisting those identified police station to resolve challenges and improve their service delivery performance. For each police station, an improvement plan will be developed and identified actions should be implemented within a twelve month period.

EXECUTIVE SUMMARY

The report is compiled by the Civilian Secretariat for Police Service (CSPS) to Parliament in response to Section 6(c and d) of the Civilian Secretariat for Police Service Act, (No. 2 of 2011), herein referred to as the CSPS Act. According to the above section and its sub-sections the CSPS is mandated to monitor and evaluate the police service's compliance with the Domestic Violence Act, (No 116 of 1998), herein referred to as the DVA.

The Act further mandates the CSPS to make recommendations to the police service on disciplinary procedures and measures with regard to non-compliance with the DVA which is aligned to Section 18(5) (c) of the DVA. This section obliges the CSPS, (*as amended in terms of Sec 36 of the Independent Police Investigative Directorate (IPID) Act. NO. 1 of 2011*) to submit a report every six months to Parliament regarding the number and particulars of matters reported to it in terms of members that fail to comply with the objects of the DVA and its National Instruction.

In fulfilling its mandate, the CSPS together with the Provincial Secretariats has to conduct quality assessments on DVA compliance and identify problem areas for intervention in order to improve the service rendered by the South African Police Service (SAPS). The quality assessments are conducted through oversight station visits whereby a DVA monitoring tool is administered to assess how well the station is complying with the obligations imposed by the DVA and the National Instructions. This report will present the status of DVA non-compliance by SAPS members and it will outline the status of DVA implementation by the SAPS based on oversight station visits conducted on 1143 police stations across the nine provinces. The report provides a comprehensive baseline view of SAPS implementation and compliance with the DVA during the period 01 July – 31 December 2017.

Details of members that have failed to comply indicate that the majority of non-compliances reported are related to failure of members to fully carry out the administrative obligations as required by the DVA and National Instructions. The SAPS is instituting disciplinary processes against the majority of members that failed to comply, even though some of the sanctions issued might be less fitting for the offence committed. The service is also faced with a challenge of members that are perpetrators of domestic violence. Findings show that there are still some weaknesses within the SAPS processes for dealing with these members. Compliance with the Firearms Control Act is one shortfall of police station commanders when dealing with members that are offenders.

The key findings from station visits indicate that majority of the police stations (929) achieved significant compliance level while only 12 police stations were rated at non-compliance level, which is below 50%. In terms of maintaining registers at the Community Service Centre, which is the key requirement of the domestic violence National Instruction 7/1999, majority of police stations are doing well, however there is a few that do not have these registers. This negatively impacts on service delivery

as these are the guiding documents on how to effectively respond to domestic violence incidents reported at the station. In ensuring that all police stations are providing a victim friendly service, the SAPS is expected to, among other things, have a functional Victim Friendly Room (VFR) that can be used to take statements in private and help in providing privacy to a victim. The designated VFRs were available in 85% of the police stations visited, however the levels of functionality varied. The other 5% had space used in the station as a VFR even though it was not a designated VFR. In 10% of the police stations the VFRs were not available and this, according to management of these stations, was mainly due to lack of office space in the station.

Police stations were also assessed on the ability to serve Protection Orders (PO) immediately after it is issued as stipulated in the DVA. In 66% of the police stations, all protection orders received were served within two months. The stations were also assessed on whether they are able to post female members in all shifts in order to enhance response to victims of gender based violence. The findings indicate that in majority of the police stations there were female police members deployed in all shifts. In all provinces, there was more that 80% of police stations that had female members in all shifts. There is a limited number of police stations that have access to support services like the foreign language interpretations, which is mainly accessed through the courts and the sign language interpretations whereby stations would use NGOs and local people.

All police stations have a large number of members trained on DVA and related victim empowerment legislation and services. In the VISPOL component mainly, there is a total of 29 871 members that have been trained across the country. There are however a minimal number of members that have not been trained.

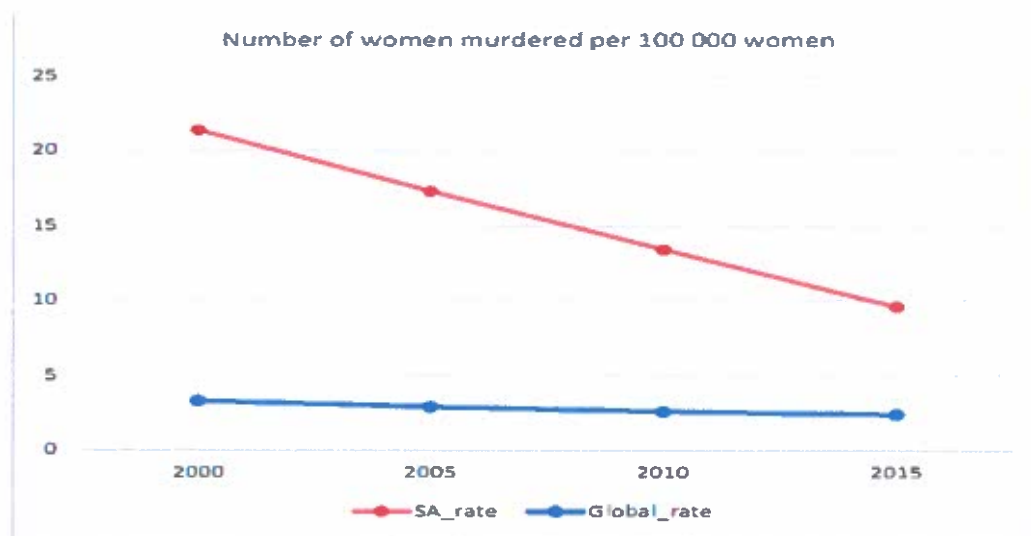
SECTION 1: INTRODUCTION

1.1. INTRODUCTION

Gender based violence (GBV) is recognised both within South Africa and internationally as a profound violation of human rights and a major barrier to social and economic development. Numerous studies conducted in South Africa indicate high levels of domestic violence incidents in comparison with other countries. According to South Africa's 2016 Demographic and Health Survey, one in five women older than 18 years has experienced physical violence⁴. The magnitude of gender based violence in our country has been identified as being harmful both psychologically and economically not only to the survivors and their families, but also to the wider South African environment⁵. It is estimated that GBV costs South Africa between R28.4 billion and R42.4 billion per year which impacts on the country's national efforts to reduce poverty,⁶ considering that majority of victims of GBV are also affected by high levels of poverty.

According to the World Health Organization (WHO) data presented in Figure 1 below, the South African murder rate of women was more than five times the global average, around year 2000, even though the gap has consistently narrowed towards 2015.

Figure 1: Number of women murdered



(DoJ&CD, 2019)

Furthermore, according to the crime statistics released by the South African Police Service (SAPS) for the 2017 – 2018 financial year, the number of women and children who have been reported murdered had increased by more than 10% in each of the categories compared to the previous financial year. The figure 2 below shows that in

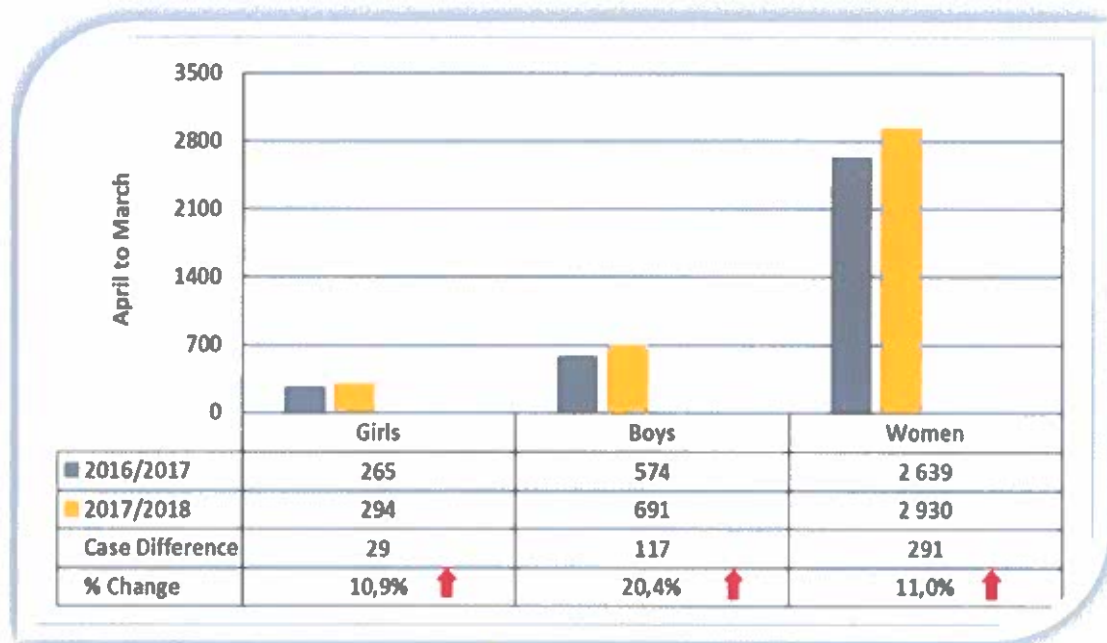
⁴South Africa Demographic and Health Survey, 2016

⁵CSVR : Violence against women in South Africa - A country in crisis, 2017

⁶ KPMG Human and Social Services: Too costly to ignore: The economic impact of gender-based violence in South Africa, 2014

2016-17, there were 2 639 women murdered compared to the 2 930 murdered the following year, resulting in an 11% increase. Murder of children, both boys and girls, also increased by 20% and 11% respectively between 2016-17 and 2017-18.

Figure 2: SAPS stats- murder of women and children



(DoJ&CD, 2019)

In order to effectively respond to the scourge of GBV in the country, South Africa has a number of policies and pieces of legislation aimed at fighting violence against women, children and other vulnerable groups. Two policy instruments that emphasize the importance of safe communities and specifically address violence against women and children, are the National Development Plan 2030 and the White Paper on Safety and Security. The vision of the National Development Plan 2030 (NDP), is that people living in South Africa feel safe at home, at school and at work, and they enjoy a community life free of fear. Women walk freely in the streets and children play safe outside. The NDP acknowledges that in order to achieve the vision a well-functioning criminal justice system is required.

The vision of the 2016 White Paper on Safety and Security (White Paper) is that, by 2030, South Africa will be a society in which all people:

- ❖ live in safe environments;
- ❖ play a role in creating and maintaining the safe environment;
- ❖ feel and are safe from crime and violence and conditions that contribute to it; and
- ❖ have equal access and recourse to high quality services when affected by crime and violence.

Additionally, the Parliament of South Africa has promulgated numerous Acts aimed at the prevention and elimination of all forms of violence against women and children, amongst which is the Domestic Violence Act, No 116 of 1998, hereafter referred to as the DVA. The DVA was introduced with the purpose of affording women protection from domestic violence by creating obligations on law enforcement bodies, such as the South African Police Service (SAPS), to protect victims as far as possible. It attempts to provide victims of domestic violence with an accessible legal instrument with which to prevent further abuses taking place within their domestic relationships. The Act also recognises that domestic violence is a serious crime against our society, and the definition of domestic violence also includes unmarried women who are involved in relationships or living with their partners, people in same-sex relationships, mothers and their sons, and other people who share a living space.

The DVA places a number of obligations on the SAPS to assist a person who has reported to be a victim of domestic violence. These obligations are accompanied by consequences should the SAPS members fail to implement them properly. Section 18 (4) (a) of the DVA makes it a misconduct, as contemplated in the SAPS Act, for a SAPS member who fail to comply with the obligation of the DVA or the SAPS National Instruction for domestic violence (National Instruction).

The Civilian Secretariat for Police Service (CSPS) which is established in terms of Section 208 of the Constitution of the Republic of South Africa has been tasked with the mandate to monitor compliance and implementation of the DVA by SAPS members.

1.2. OBJECTIVE

The objective of the report is to provide a comprehensive baseline information on the status of DVA implementation, compliance by police stations and the management of non-compliance by the SAPS management.

1.3. SCOPE

The report covers information on DVA implementation and compliance at police station level and non-compliance by SAPS members. Detailed information on members that have failed to comply with the DVA and National Instructions as discovered through monitoring visits to the 1143 police stations is presented. The report also provides information of members who have been recorded as domestic violence offenders.

In order to assess the compliance levels by police stations, the CSPS together with the Provincial Secretariats (PS) conducted announced police station monitoring visits to the 1143 police stations across the country. A DVA monitoring tool was administered, which is divided into the following 6 areas: Station Profile; Regulatory Compliance; DVA Implementation; Non-compliance by members; Domestic violence by members and against members; and Training. Data was gathered focusing on

implementation and compliance during the period 01 July 2017 – 31 December 2017. The main purpose was to assess SAPS performance focusing on a similar reference period in order to gather a comprehensive baseline data. The scope of the monitoring visits focused on assessing regulatory/ administrative and operational compliance on the implementation of the DVA by SAPS members⁷.

The monitoring visits were also focused at identifying challenges with the implementation of the DVA by police stations and to equip the police stations with information on how compliance and implementation can be improved.

1.4. LIMITATIONS

As the main aim of the report is to provide baseline information on the performance of the SAPS in relation to DVA implementation, information contained in the report is based only on the reference period of 01 July 2017 – 31 December 2017. The report will also contain only information gathered through police station visits.

SECTION 2: NON COMPLIANCE

2.1. FAILURE BY MEMBERS TO COMPLY WITH THE DVA AND NATIONAL INSTRUCTIONS

In terms of the DVA, failure by SAPS members to comply with the duties as outlined in the DVA and National Instruction constitute misconduct. The Station Commander is expected to institute disciplinary action against such a member unless an exemption has been granted by the CSPS⁸. The National Instruction further requires the Station Commander to submit monthly returns of non-compliance cases received and to register such cases on the SAPS 508 Register.

The types of cases of non-compliance with the DVA addressed in this report include the following:

- a) Failure to maintain proper records at the Community Service Centre (CSC)
- b) Failure to properly record on SAPS 508a and in the domestic violence register (SAPS 508b);
- c) Failure to arrest a perpetrator;
- d) Failure to confiscate dangerous weapons from the perpetrator;
- e) Failure to provide satisfactory service to a complainant; and
- f) Failure to serve a Protection Order.

⁷ Regulatory or administrative Compliance – compliance to administrative obligations, e.g. record keeping
Operational Compliance – compliance that relates to rendering service delivery, e.g. service of protection orders

⁸ Section 18 (4) (b) – Domestic Violence Act (116 of 1998)

2.1.1. Non-compliance identified through police station visits

The focus of this section is on assessing whether the SAPS has been able to deal with reported non-compliances in line with the National Instruction and the DVA and also to provide the status of non-compliance during the period in review. The National Instruction provides that each Station Commander must keep records of members that have failed to comply with the DVA and the National Instruction⁹. A SAPS 508 register was developed as the official record keeping and reporting register for the identified non-compliances. In addition to the SAPS 508, a Form 2- which is a more detailed form for recording individual non-compliances was developed by the SAPS national office. The figure 3 below illustrates the availability of such record keeping systems at police stations.

Figure 3: Availability of non-compliance registers

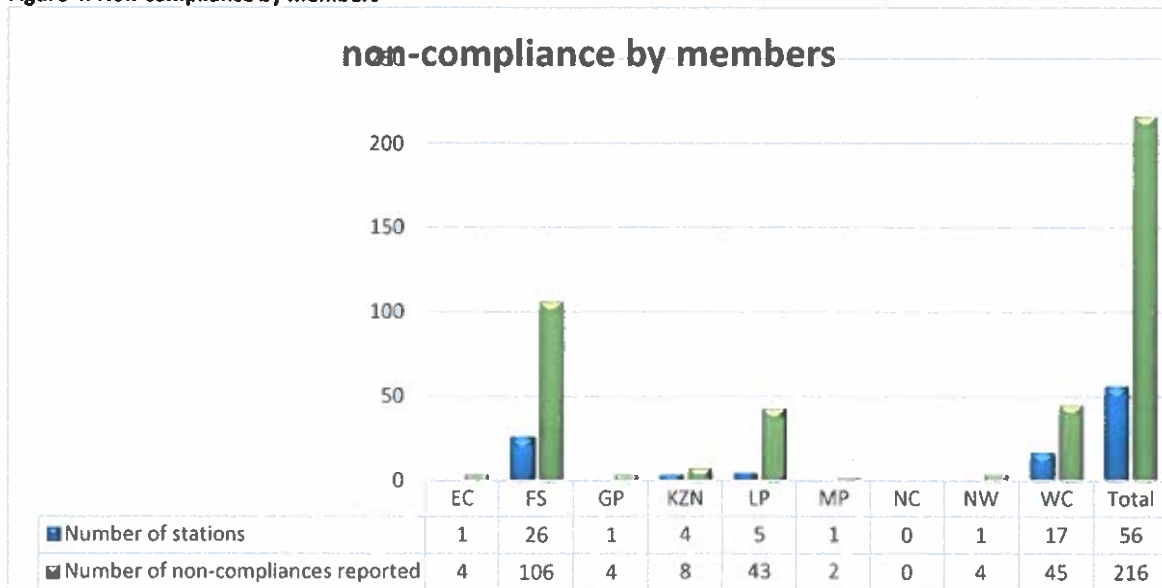


Out of the 1143 police stations, 880 (77%) had the registers kept by the stations commander, even though in some police stations the registers were not completed. In 23% of the police stations, there were no registers in place, indicating that the station commanders were not complying with the NI. It can also be deduced that police stations without any recording system in place are highly unlikely to report and take action on members that have failed to comply with the DVA or National Instruction.

There were 216 non-compliances reported during the period under review, based on records found from some of the police stations that kept records (*Annexure A*). Figure 4 below provides information on how much each province contributed to the total of 216 non-compliances with the provisions of the DVA and National Instruction as identified during oversight visits to police stations.

⁹ National Instruction 7/1999 – Domestic Violence; Paragraph 14 (1-5)

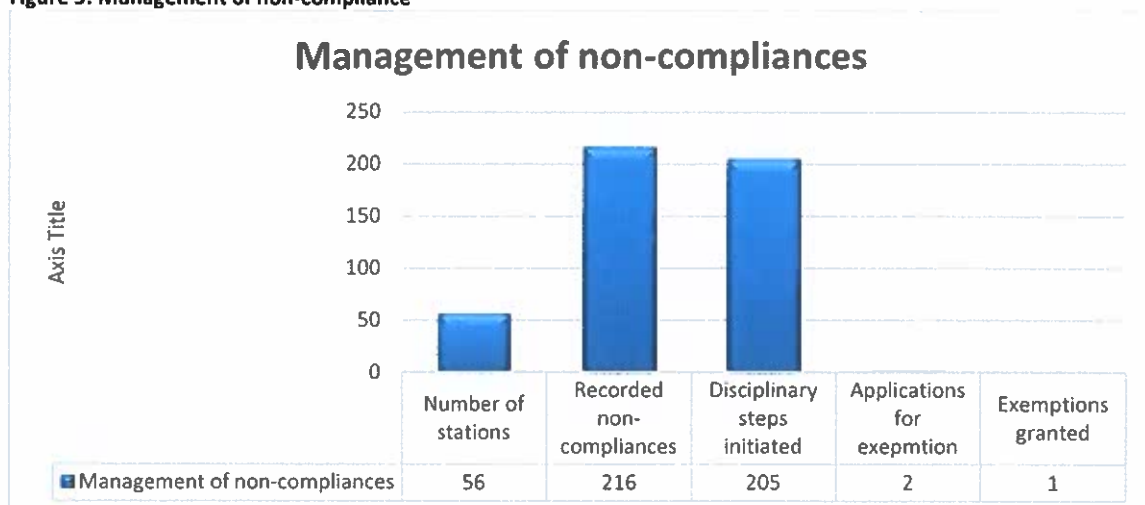
Figure 4: Non-compliance by members



The FS province was the highest contributor with 106 cases from 26 police stations, followed by WC with 45 from 17 police stations and LP with 43 from 5 police stations. NC did not have any records of members who failed to comply in all police stations whilst EC, GP, MP and NW all had records in 1 police station each. Considering that the 216 non-compliances were recorded by only 56 police stations, it cannot be concluded that members in the remaining 927 police stations are fully complying. It can, however, be an indication of lack of willingness by station management to properly manage non-compliance by members which results in non-recording of identified incidents. This is one of the areas that needs further investigation with specific focus on management of non-compliance by station commanders.

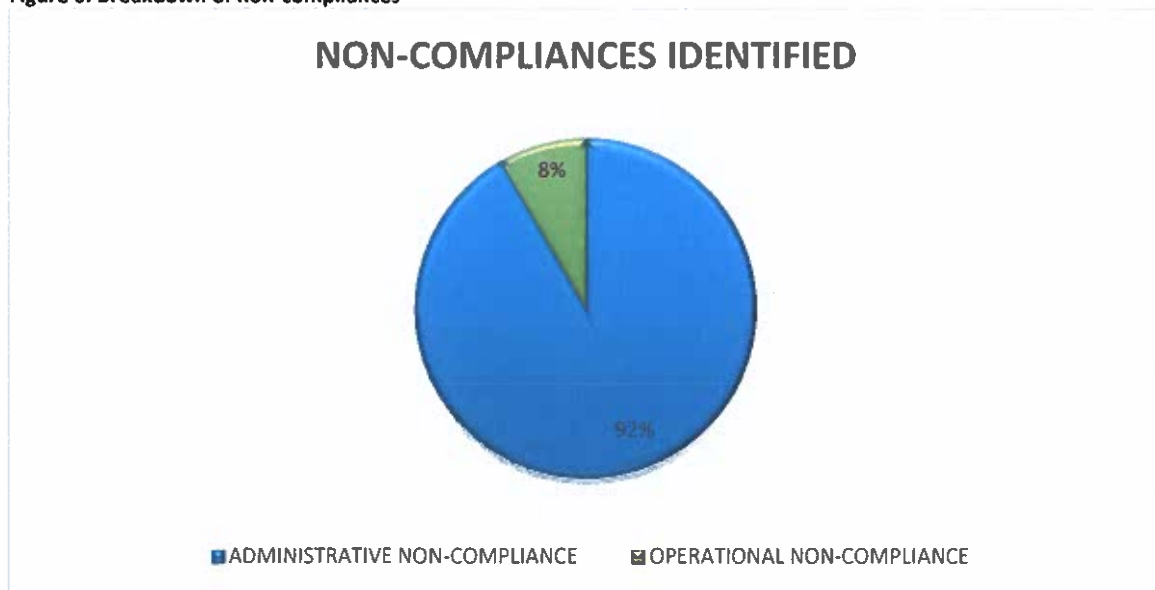
Figure 5 below provides a breakdown of members who failed to comply with the provisions of the DVA and National Instructions as identified during oversight visits to police stations and how these incidences were managed.

Figure 5: Management of non-compliance



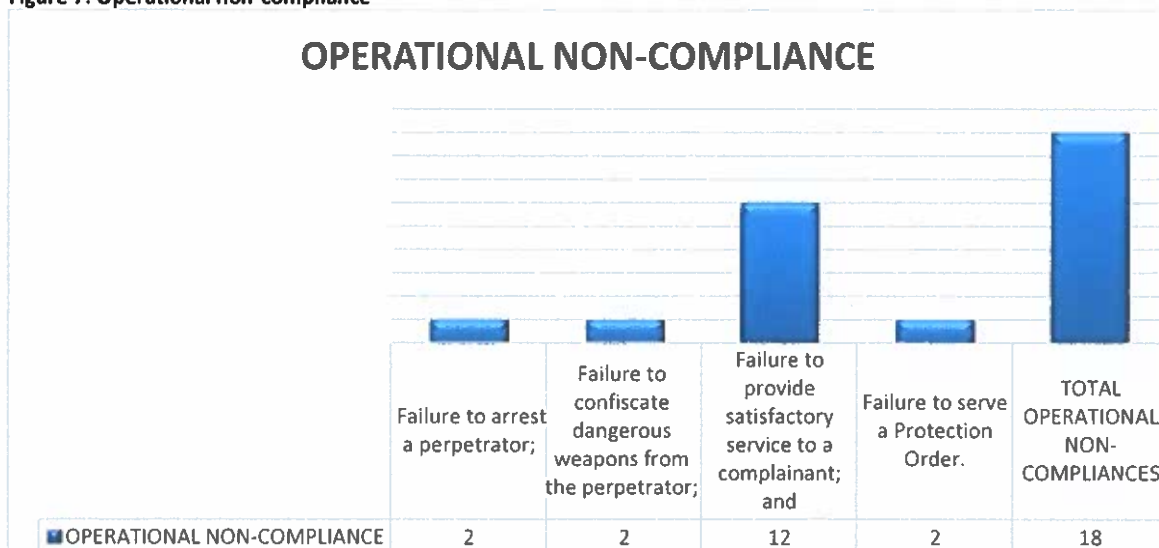
Out of the 216 non-compliances recorded from the 56 police stations, there were 205 disciplinary proceedings initiated and 2 applications for exemption were made of which 1 was granted (*Annexure A*). Majority of the non-compliance is related to poor administration as reflected in Figure 6 below. In administrative non-compliance, members fail to properly complete the relevant registers, record and file protection orders and the information between various registers does not correspond. The effects of administrative non-compliance can be very negative when a complainant chooses to lay a criminal case. Improper recording can jeopardise the prospects of successful prosecution and even lead to the victim's life being in danger.

Figure 6: Breakdown of non-compliances



From the 216 non-compliances identified during the station visits, 92% was administrative and 8% related to operational non-compliance whereby members failed to provide the required service to complainants. Figure 7 provides a breakdown of the operational non-compliances reported.

Figure 7: Operational non-compliance



As reflected above, 18 of all the recorded non-compliances were operational which refers to poor service delivery by the members. Majority of these complaints (12) were about the unsatisfactory service provided to the complainants which included; failure to open a case docket, not being attended to at the CSC, not being provided with information as prescribed in Form 1 and failure to provide feedback to the complainant. Other poor service delivery non-compliances recorded (with 2 each) were failure to arrest, failure to serve a protection order and failure to confiscate dangerous weapons even though they were used in the commission of the domestic violence incident.

In an effort to enhance communication and management of reported non-compliances, the CSPA and the SAPS established a Compliance Forum. Even though the structure has been established in all provinces, it has not yet reached the desired level of enhancing communication. This is clearly visible as none of the identified non-compliances were referred to the CSPA to make recommendations on disciplinary steps to be taken. There were however, 2 applications for exemption that were submitted to the WC of which 1 was granted.

2.2. MEMBERS AS OFFENDERS OF DOMESTIC VIOLENCE

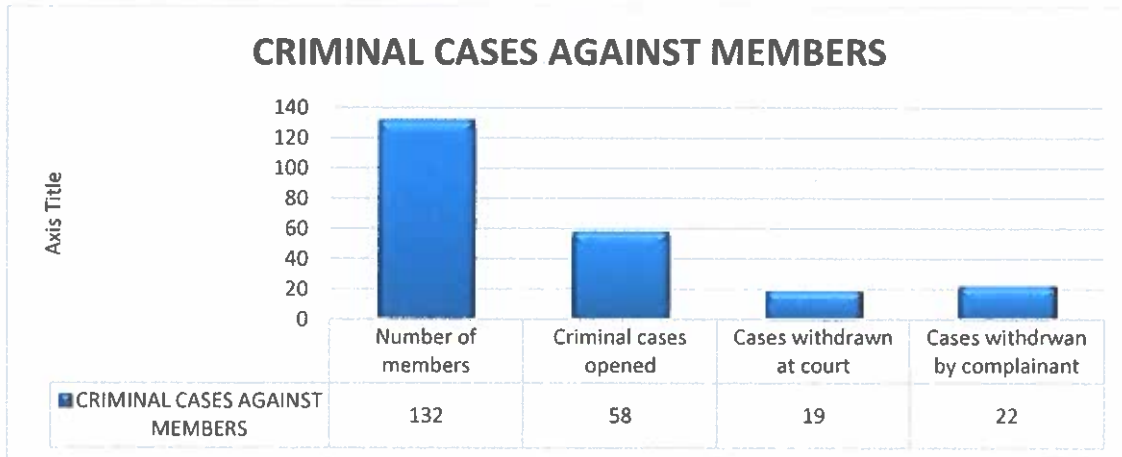
The DVA requires that a domestic violence offender should be subjected to the same process irrespective of whether they are a police official or not. Table 1 below indicates how the reported incidents against members were handled.

Table 1: Members as offenders

NUMBER OF POLICE STATIONS	NUMBER OF IDENTIFIED MEMBERS	IPO IN PLACE	FPO IN PLACE	DISCIPLINARY PROCEEDINGS INITIATED
96	132	44	24	72

During the period under review, 132 SAPS members were reported to be perpetrators of domestic violence from 96 police stations. There were 72 disciplinary processes initiated by the management of police stations concerned and the outcomes range from corrective counselling to final written warning. There are also instances where there were no steps taken, however the reasons for not taking steps could not be established. Out of the 132 records, there were 58 criminal cases opened against the members as reflected in Figure 8 below.

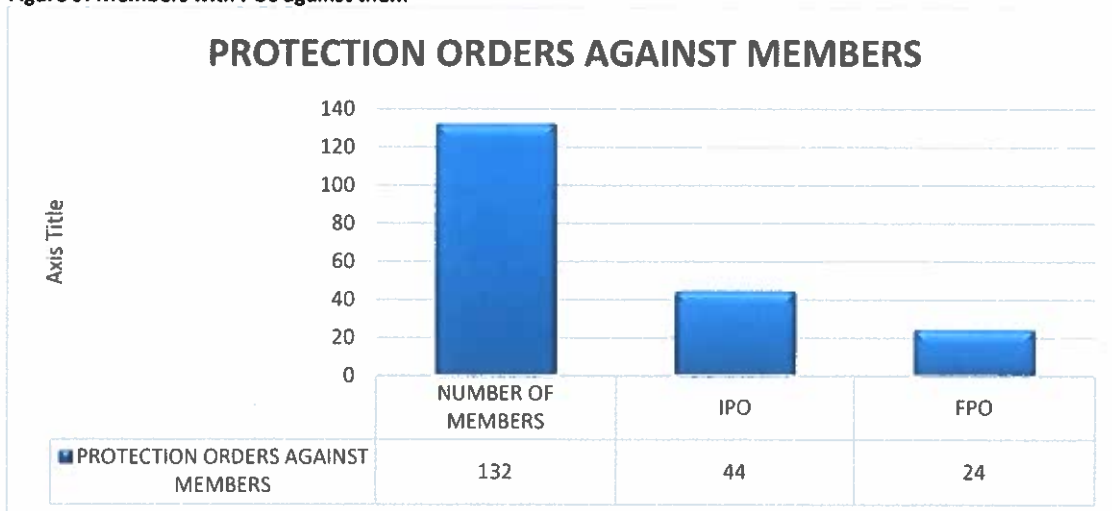
Figure 8: Criminal cases against members



One of the main challenges with domestic violence cases is the high rate of withdrawals. Figure 8 above indicates that 41 of the 58 cases have been withdrawn, whereby 22 were withdrawn by the complaints and 19 were withdrawn at court. A study conducted by the UCT Gender, Health and Justice Research Unit in 2011 revealed that there are a number of reasons why women tend to withdraw from the criminal justice system. Amongst these reasons is the fear of the perpetrator and the coercion to withdraw by the perpetrator and sometimes by family members¹⁰. The study further identified that most women report the cases and apply for protection orders as a form of interrupting the cycle of violence with the hope that the partners will stop the abuse if there is a possibility of arrest.

Over and above criminal cases against SAPS members, there were members who had protection orders against them, some of which were final and others still interim at the time of data collection.

Figure 9: Members with POs against them

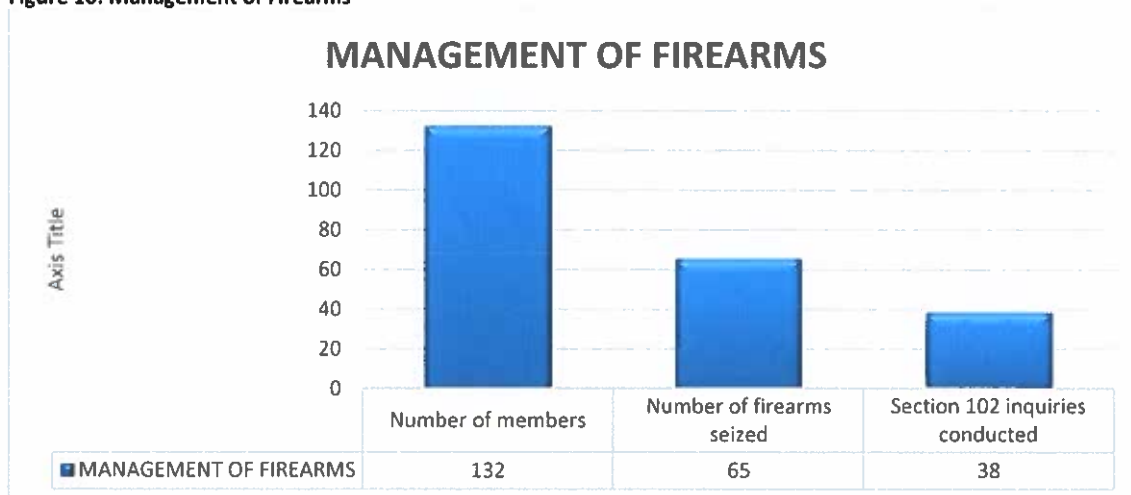


¹⁰ Artz, L: Fear of Failure- Why victims of domestic violence retract from the criminal justice process

According to Figure 9 above, there were 68 protection orders against members and these included 44 Interim Protection Orders and 24 Final Protection Orders. The Designated Firearms Officer (DFO) at police station level has the responsibility to check the DVA register when processing the application for firearm licensing to verify if a person has not offended. By implication, any SAPS member who has committed an act of domestic violence should be subjected to a Section 102 inquiry in terms of the Firearms Control Act, 60 of 2000 (FCA).

Furthermore, the FCA stipulates that a person against which a Final Protection Order has been issued, must be declared unfit to possess a firearm by the Registrar through the Section 102 inquiry and by the court through a section 103 inquiry¹¹. Figure 10 below depicts how the police stations with members that have been reported as offenders of domestic violence have managed the firearms of those members.

Figure 10: Management of Firearms



From the 132 reported members, firearms were seized from 65 members and the Section 102 inquiries were conducted in 38 cases. In the 67 remaining incidents, the firearms were not seized because the members were not issued a firearm on the personal inventory (SAPS 108) and did not have personal firearms, they only book it out and in some instances the complainants withdrew the cases. There were also two members that resigned from the service. Out of the 38 S102 inquiries, there were 9 members declared unfit to possess firearms and they were from the following police stations: Luckhoff (FS); Ezingoleni and Hibberdene (KZN); 2 members in Mahwelereng (LP); Langa, Plettenburg Bay, Prince Albert and Worcester (WC).

An area of concern with regard to management of SAPS firearms is the lack of non-compliance to the FCA by some police stations. For example, in 7 police stations, which are: Cookhouse, Joza and King Williamstown (EC); Meloding and Virginia (FS); Ekuvukeni (KZN) and Pacalsdorp (WC), there were members who had FPO against them but neither S102 or S103 inquiries were conducted even though the firearms had been seized. In one police station, the member was given an option to book the firearm

¹¹ Firearms Control Act, No 60 of 2000 - S102 (1)(a) and S103 (1)(i)(l)

when required. Another difficulty with seizure of firearms for members accused of committing domestic violence offences is that it means they can only carry administrative duties and not be involved in operations. This puts the SAPS in a serious dilemma considering the shortages of manpower in majority of police stations. It therefore, requires the SAPS management to vigorously attend to the management of members who are offenders and those that are victims.

2.3. MEMBERS AS VICTIMS OF DOMESTIC VIOLENCE

There was a total of 66 members that had reported to be victims of domestic violence as reflected in figure 11 below. Out of these members, 38 were females and 28 were males.

Figure 11: Members as victims of dv



According to the SAPS records, all members that were identified as victims of domestic violence were referred to the Employee Health and Wellness Programme (EHWP) for psycho-social services. Some of the members are placed at the CSC, and it therefore becomes important that they receive the necessary attention as the trauma of being a domestic violence victim may negatively affect their response to domestic violence complainants. It is also worth noting that the difference between male and female victims is not vast, with 10 female members more than the males.

SECTION 3: REGULATORY COMPLIANCE

3.1. COMPLIANCE LEVELS PER PROVINCE

Regulatory compliance assesses the police station's level of compliance as set out in the National Instruction. These include the following:

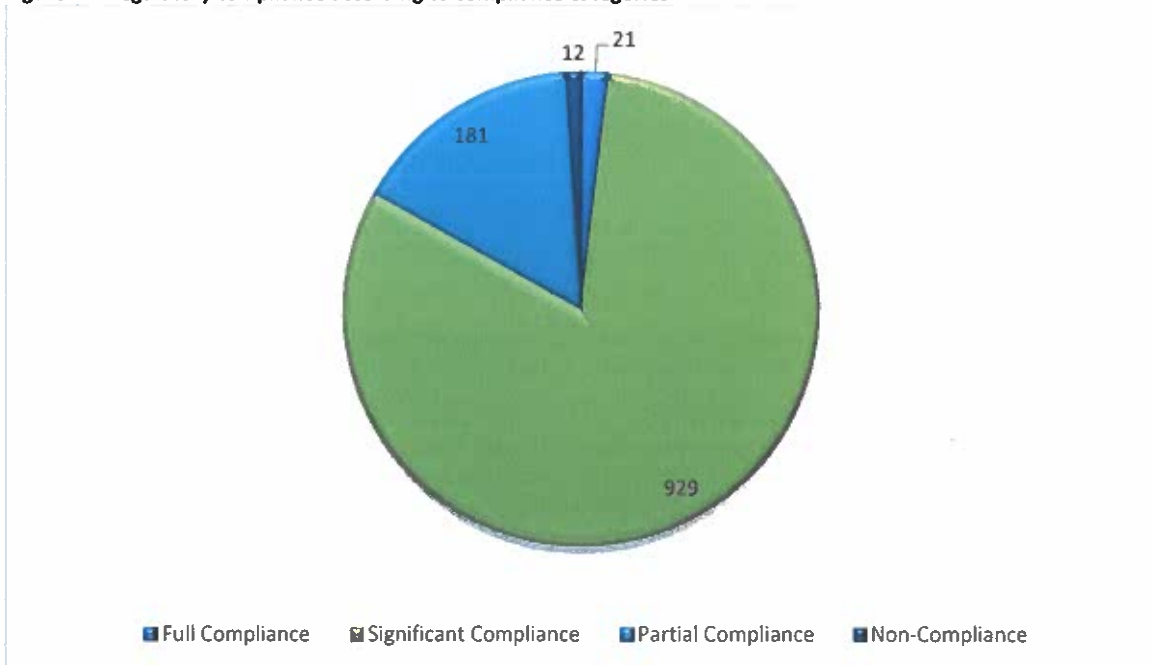
- a) Checking the availability of documents in the Community Service Centre (CSC) and in the vehicles used to attend to complaints as per section 3(5 a-e) of the National Instructions;
- b) Record keeping with specific reference to maintenance of registers and proper filing of documents (forms and protection orders);
- c) Submission of relevant monthly returns; and
- d) Accessibility and maintenance of the Victim Friendly Room (VFR).

The regulatory compliance levels are distributed in four (4) levels as follows:

- a) Level one is full compliance which is equivalent to 100%;
- b) Level two is significant compliance which is equivalent to 70 - 99%;
- c) Level three is partial compliance which is equivalent to 50 - 69%; and
- d) Level four is non-compliance which is equivalent to 49% and below.

Figure 12 below illustrates the performance of police stations in relation to the different levels of compliance.

Figure 12: Regulatory compliance according to compliance categories



Majority of the police stations in the country (929) are performing at the level of significant compliance with 81% falling within this category. There are police stations

(21) that are performing very well in terms of regulatory compliance, which make up 2% of the police stations that achieved full compliance.

Table 2 below reflects the number of police stations per various levels of regulatory compliance in the 9 provinces.

Table 2: Compliance levels per province

Province	Total No. of Stations visited	Full Compliance	Significant Compliance	Partial Compliance	Non-Compliance
1. Eastern Cape	196	3	158	32	3
2. Free State	110	0	89	19	2
3. Gauteng	142	10	126	6	0
4. Kwazulu-Natal	184	6	141	36	1
5. Limpopo	100	0	74	26	0
6. Mpumalanga	87	0	51	31	5
7. Northern Cape	91	0	74	17	0
8. North West	83	0	71	11	1
9. Western Cape	150	2	145	3	0
Total	1143	21	929	181	12

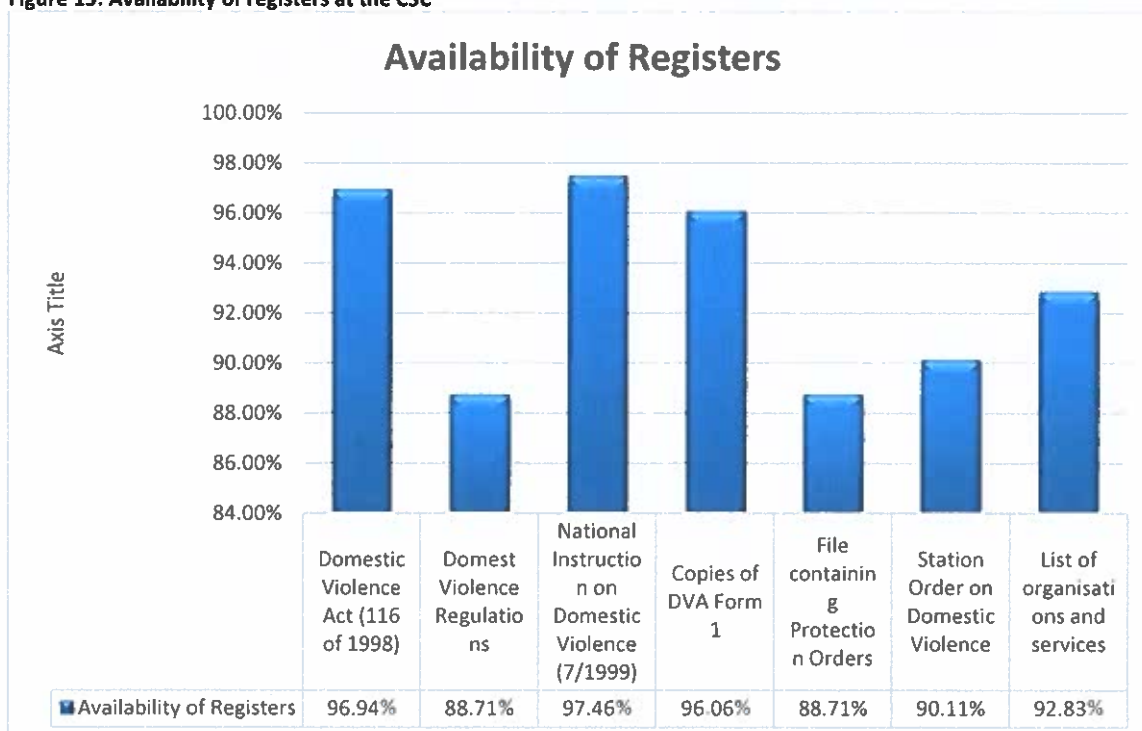
A total of 1143 police stations were visited and majority of these stations (1131) were found to be above the 50% compliance level with 21 of them achieving full compliance. The following provinces contributed to the full compliance levels: EC with 3; GP with 10; KZN with 6 and the WC with 2 police stations. Out of the 1131 police stations, the majority which is 929 police stations achieved significant compliance level (70%-99%) and the remaining 181 achieved partial compliance level (50% - 69%) (*Annexure B*).

There were 12 stations in 5 provinces that fell within the non-compliance level, i.e. below 50%. MP had the highest number with 5 police stations followed by EC with 3 stations, then FS with 2 and NW and KZN with 1 station each respectively. The lowest performing station was Umsunduzi in the KZN with 42%. Out of the nine provinces four provinces, namely GP, LP, NC and WC did not have police station that fell within the non-compliance level.

3.2. AVAILABILITY OF REGISTERS

Figure 13 below depicts findings of the 1143 police stations' compliance levels in relation to availability of registers at the Community Service Centre (CSC).

Figure 13: Availability of registers at the CSC



Even though majority of the police stations had the relevant registers required at the CSC, it is of concern that there are police stations that do not have these registers. The main aim of having these documents at the CSC is for easy reference by the members and easy access when dealing with the victims of domestic violence. The main guiding documents, which are the DVA and the NI were available in 97% of the stations. The Form 1 is the form containing information on remedies and options available for victims of domestic violence which must be explained to all victims. It should be available at all police stations compared to the 89% reflected above in order to ensure that the needs of victims are comprehensively met. For referral purposes, each station must keep a list of services, which must be updated every 6 months and this was available in 93% of the stations¹². In a number of stations, the list was not updated and some of the contacts were no longer in operation.

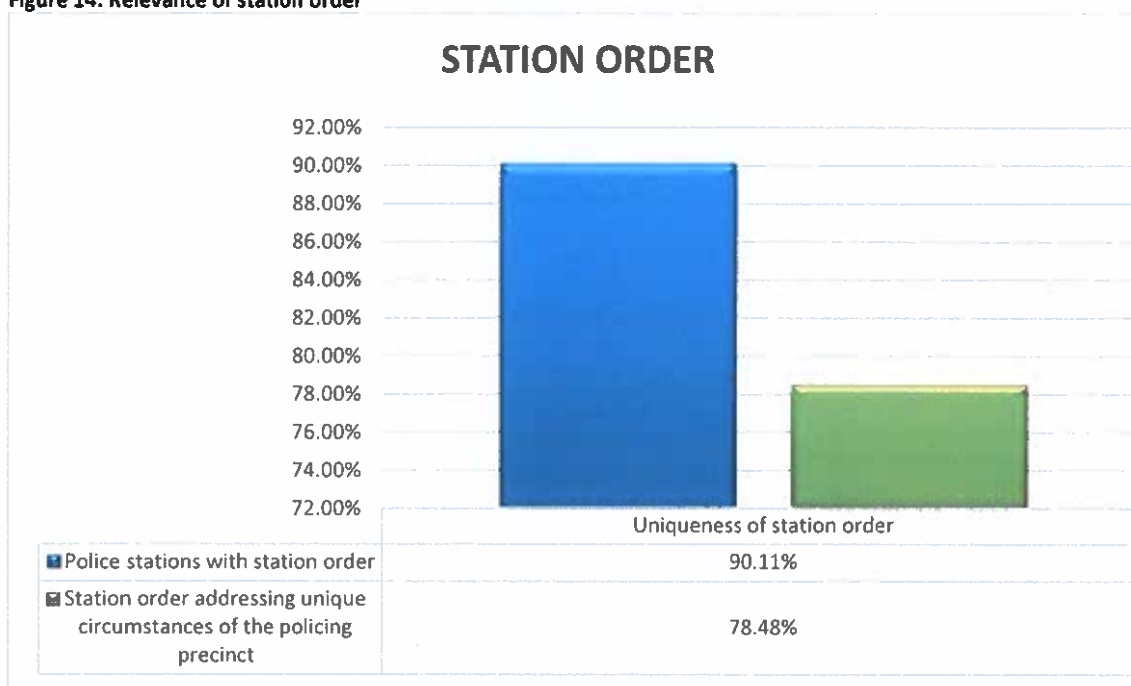
Even though majority of police stations are doing well in relation to maintenance of the relevant registers, there should not be any station that is failing to comply with this requirement as it is the basis for effective and efficient response.

3.3. UNIQUENESS OF STATION ORDER

The station order is an important document that provides guidance to members at each police station on how to respond to various domestic violence incidents and related challenges within the stations' precinct. Figure 14 below shows the availability and -uniqueness of the station order (*Annexure C*).

¹² National Instruction 7/1999: Par 5(e)

Figure 14: Relevance of station order



According to the National Instruction, the station commander must, taking into account the unique circumstances prevailing in his or her specific station area, available resources, etc., issue station orders –

- (a) requiring a member under his or her command to inform a complainant of the services rendered by organisations mentioned in the list and how to inform the complainant thereof (e.g. by providing the complainant with a copy of the list or allowing the complainant to peruse the list or reading the information from the list to the complainant);
- (b) setting out the steps that must be taken by such member to assist the complainant, when requested thereto by the complainant, to gain access to any service rendered by an organisation mentioned in the list or to obtain medical treatment should this be required; and
- (c) in general, instructing members under his or her command on any other matter relating to the treatment of complainants of domestic violence which he or she deems necessary to determine in respect of his or her specific station area¹³.

As reflected in figure 13 above, there were 78% of police stations that had developed station orders that respond to the unique circumstances in their precincts. What was identified in other police stations was that the station orders were a duplicate of the NI and therefore not responding to the unique needs of the precinct.

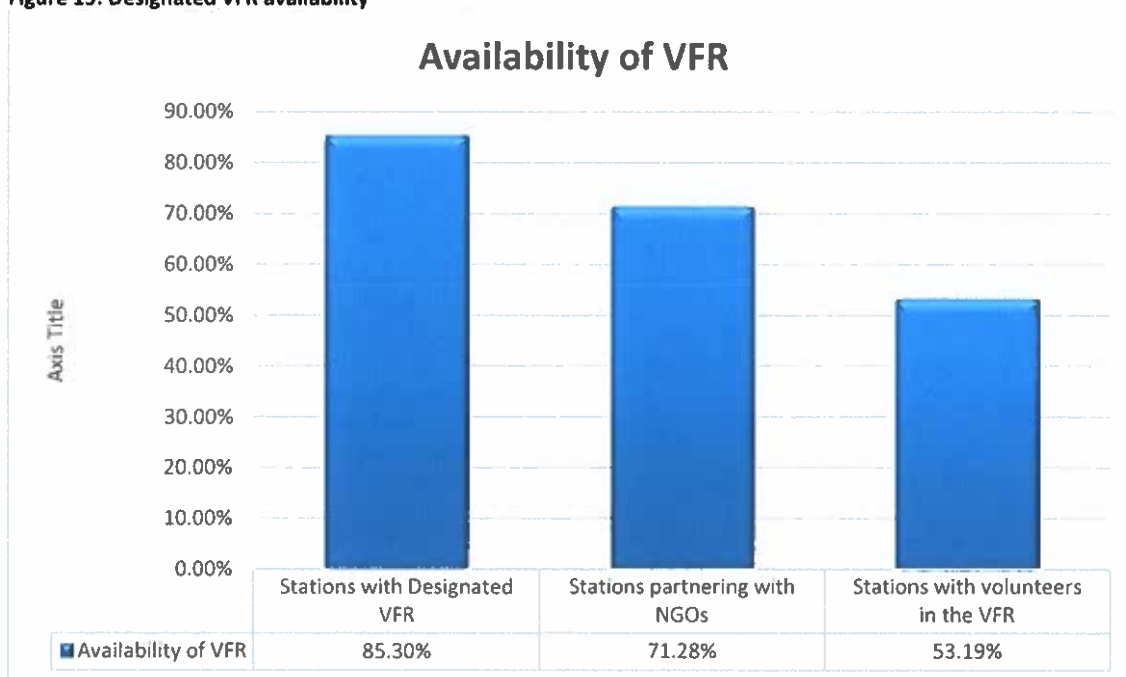
¹³ NI 7/1999: Par 3 (6) (a-c)

3.4. STATUS OF VFR FUNCTIONALITY

The Victim Empowerment National Instruction stipulates that every police station must have a designated Victim Friendly Room (VFR) to interview victims of crime in private. Should a police station not have a VFR, arrangements should be made to interview the victim in private, by using the interview cubicles or an available office¹⁴. Availability and functionality of VFRs in police stations was assessed in line with the Victim Empowerment National Instruction No. 2 of 2012

As a support system, some police stations have volunteers in the VFR and some have partnered with local Non-governmental organisations (NGOs) as reflected in Figure 15 below.

Figure 15: Designated VFR availability

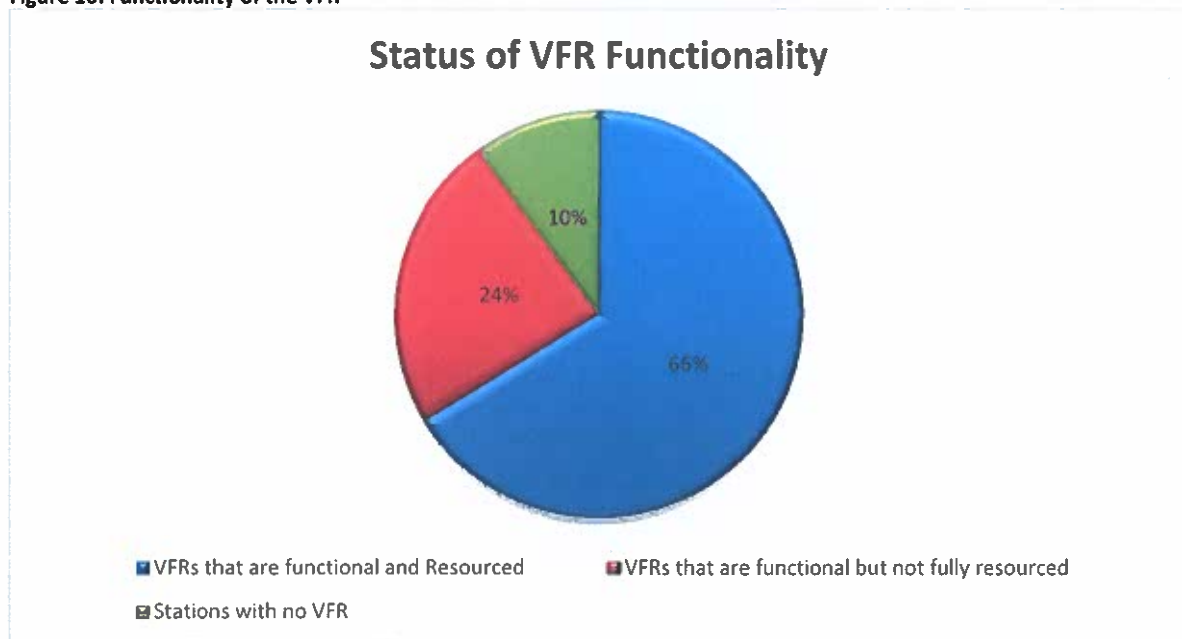


There were 85% of police stations (975) that had a designated VFR and 71% that had partnered with NGOs for provision of psycho-social services. In 53% of the stations there were volunteers based at the VFR to assist with intake and referral of victims for professional services.

Figure 16 below provide the status in terms of availability and functionality of the VFRs.

¹⁴ Section 8 (2&3) – Victim Empowerment National Instruction, No 2 of 2012

Figure 16: Functionality of the VFR



According to figure 16 above, out of the 1143 police stations visited, 66% had VFRs that are functional and resourced with 24% of the stations having VFRs which were functional but not fully resourced. A functional and resourced VFR indicates that the VFR was open and available for use 24 hours and had resources as stipulated in the Victim Empowerment National Instruction 2 of 2012. The remaining 10% of police stations did not have VFRs or in stations where there was a room, they were not functional as they were used as additional offices due to lack of office space in those police stations.

The distribution of the 10 % without VFRs is as follows; EC (33), KZN (33), FS (27), MP (19), NC (19), LP (18), NW (14), GP (3) and WC (2) (*Annexure D*). According to SAPS even though some stations might not have the actual room, they are able to provide a victim friendly service by ensuring complainants are not interviewed at the Community Service Centre, but rather in the offices. This is not a reliable measure as it does not guarantee that all members will take victims to a private space in the absence of a VFR. However, it does add value to the provision of a victim friendly service by a station by ensuring that victims do receive the privacy and dignity they deserve.

3.5. SERVICE OF PROTECTION ORDERS BY POLICE STATIONS

Police stations were assessed on the ability and how prompt they are in serving Protection Orders (PO) immediately after it is issued as stipulated in the DVA. In assessing this area, records were checked as to whether there were any PO outstanding for longer than two (2) months within a police station. The National Instruction and the DVA obligates that POs must be served immediately. In assessing

this area, a view was taken to give an allowance of 2 months in order to accommodate situations where there might be valid reasons for the PO not to be served immediately. It should be noted though that, this is not a standard to be complied with by the SAPS. Figure 17 below shows the status of serving PO.

Figure 17 : Service of Protection Orders

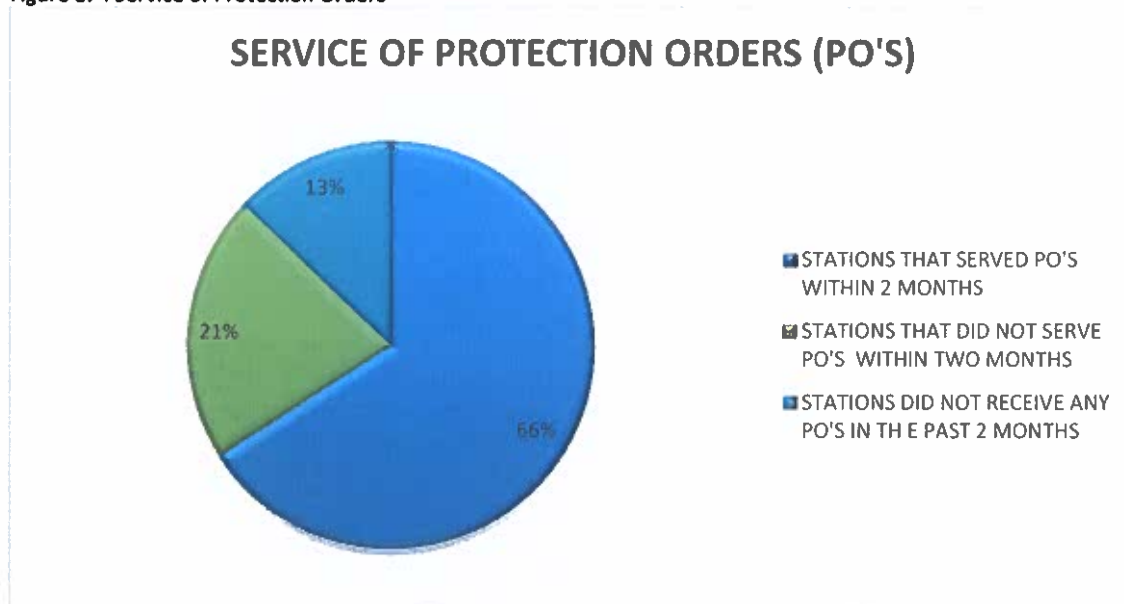
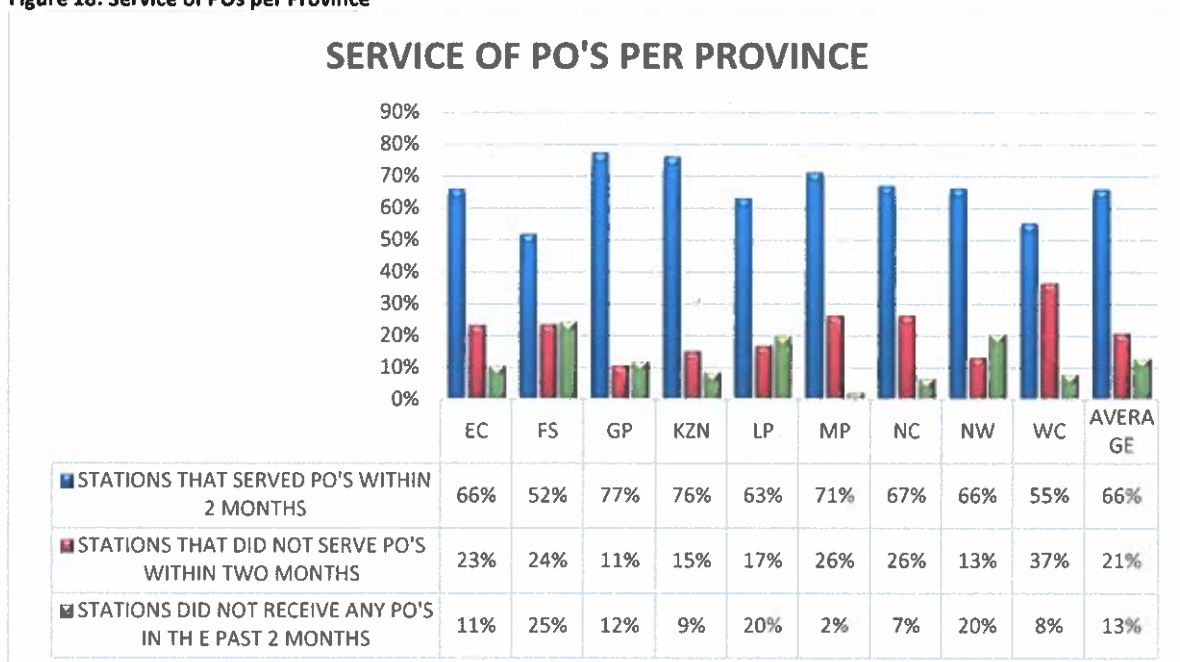


Figure 17, above indicates that across the 1143 police stations visited, there were 67% of police stations that were able to serve protection orders on time. In all the provinces, there were some police stations that did not serve POs immediately as obligated by the National Instructions and the DVA. (Annexure E).

The service of protection orders per province is reflected in figure 18 below.

Figure 18: Service of POs per Province



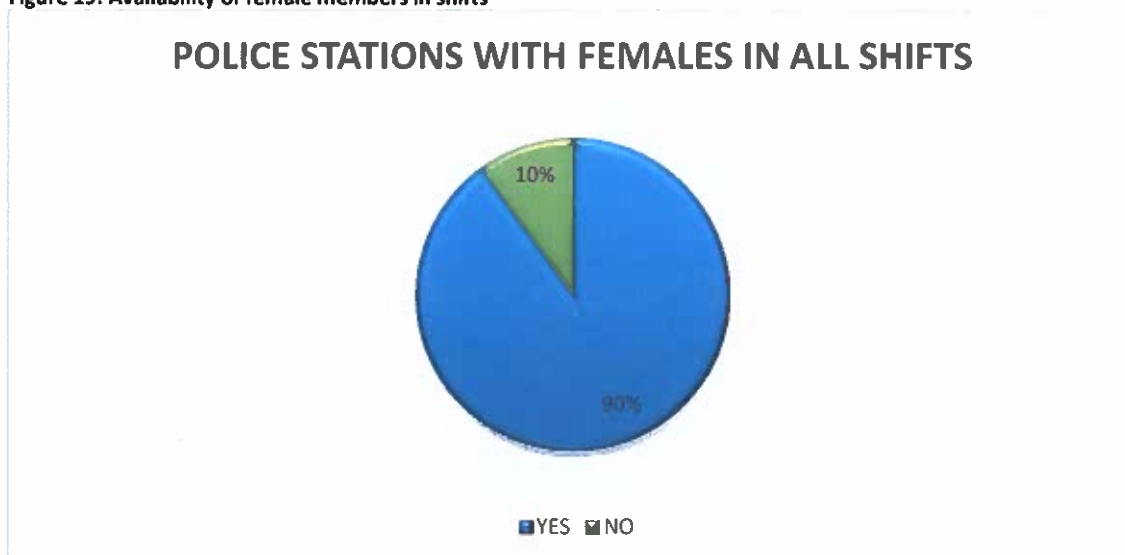
GP, KZN and MP had the majority of the stations that have served POs within a two months period with 77%, 76% and 71% respectively. WC, MP, NC and the FS had highest number of police stations that had not served PO's within a 2 months period with 37%, 26% and 24%. In all provinces, there were police stations whereby there were no records of protections orders received during the period in question. An indication was provided by some stations that they had not received any protection orders during the reference period of data collection, however in some stations it was not clear whether it was a situation of poor records maintenance or the stations had not received POs during this period. One of the challenges with service of protection order is poor communication and cooperation between the local police stations and the local courts.

3.6. AVAILABILITY OF FEMALE MEMBERS PER SHIFTS IN POLICE STATIONS

According to the report published by the University of Virginia and University of Zurich¹⁵, police stations with higher female representation experienced higher rates of reporting domestic violence. This serve as a deterrent as more reporting helped to reduce the rates of repeated domestic violence and contributed to a decline of fatal domestic abuse and intimate partner homicide.

One of the key priorities of the police department's six-point plan of response to Gender Based Violence is the availability of female members in all shifts within a police station. The main objective is to provide opportunity for those victims that prefer to be served by a female police officer. Figure 19 below illustrates how well police stations are able to post female members in all shifts.

Figure 19: Availability of female members in shifts

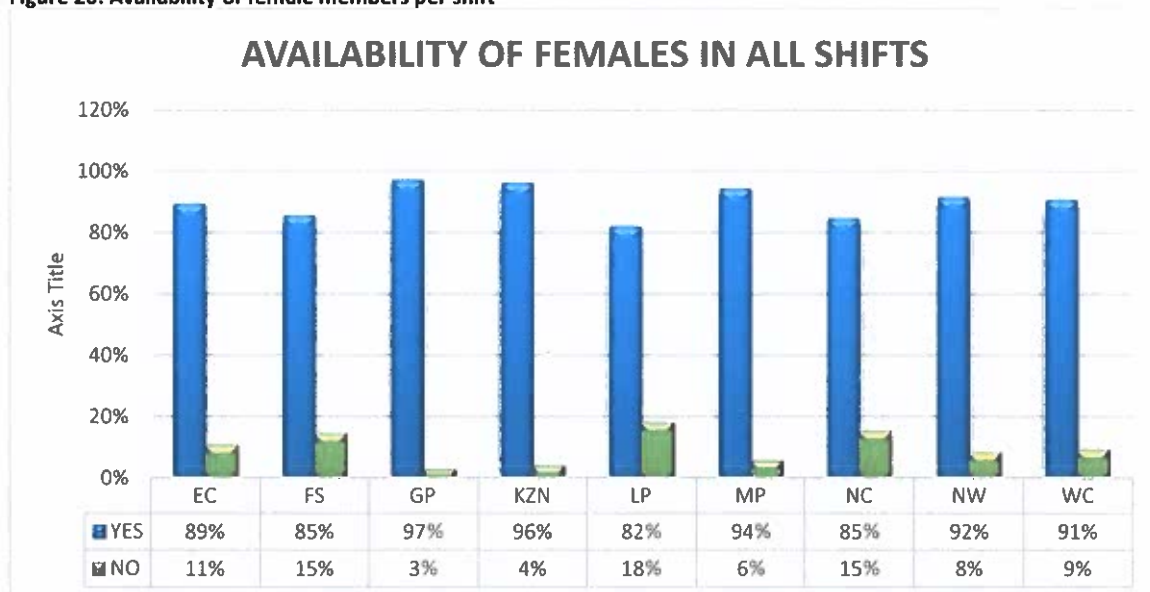


¹⁵ Miller AR. and Segal C, 2013: "Do Female Officers Improve Law Enforcement Quality? Effects on Crime Reporting and Domestic Violence Escalation"

The findings reflected that 90% of the police stations visited had female police members deployed in all shifts. It was also found that an average of 2 members across those stations were deployed in each shift. In 10% of the police stations there were no female members in any shifts and these were mainly the small farm stations (*Annexure F*).

The figure 20 below shows the deployment of female members per province.

Figure 20: Availability of female members per shift

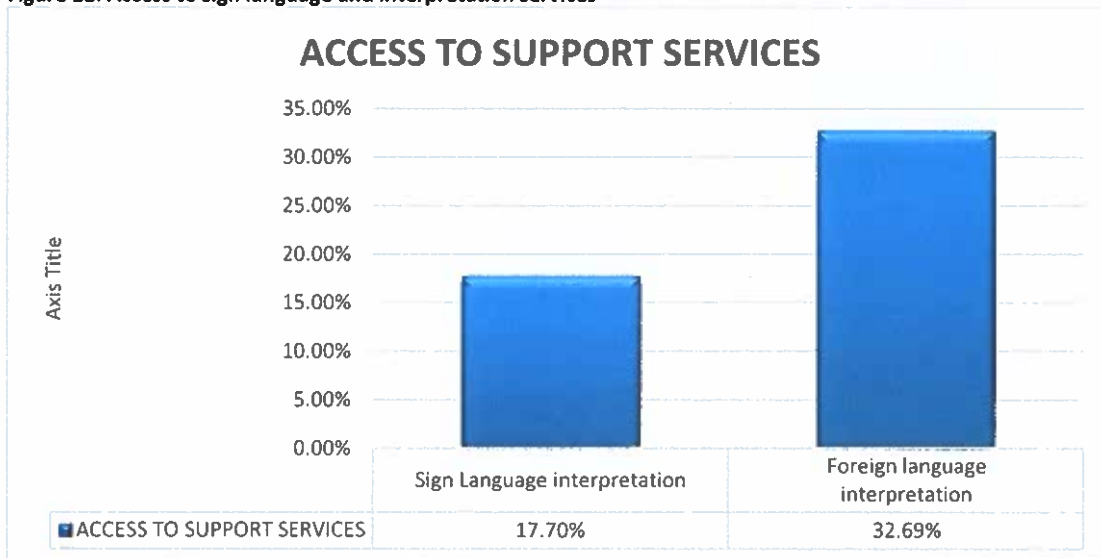


The GP and KZN provinces have the highest number of police stations that have female members deployed in all shifts, with 97% and 96% respectively. The provinces that have the higher number of stations without females are those that are more rural and have a number of small farm stations. These include LP with 18%, FS and NC with 15% each and EC with 11%.

3.7. SUPPORT SERVICES

In order for the SAPS to be able to effectively provide assistance to the victims of domestic violence, it is critical that police stations have access to a variety of support services. Amongst the support services looked at, the monitoring visits explored whether police stations have access to interpreters for sign language and foreign languages. The findings are reflected in Figure 21 below.

Figure 21: Access to sign language and interpretation services

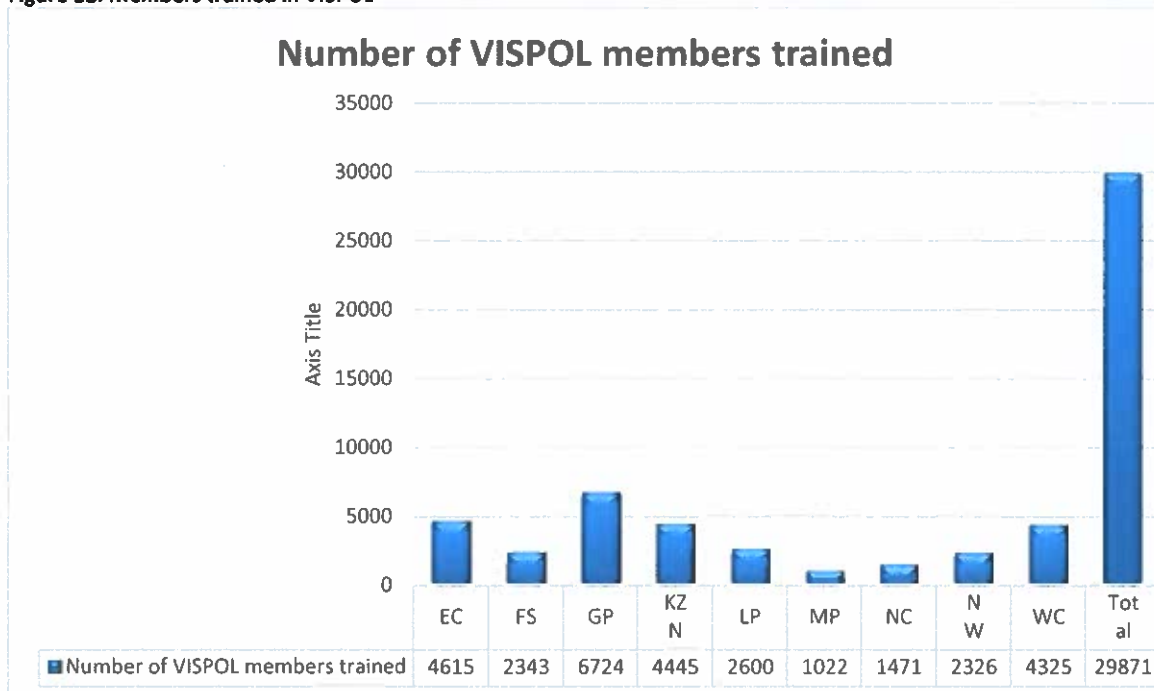


Considering the diversity of our country and the high number of foreign nationals living in our communities, it is important for the local police stations to have access to sign language and interpretation services. There were 17.7% police stations that had access to sign language services and 32.69% had access to foreign language interpretation which is mainly through the courts.

3.8. TRAINING

Since 2008, the SAPS has incorporated DVA training into basic training, which indicated that all members that joined the SAPS from 2008 going forward have received training on the DVA. In order to assist members who have not yet been called up to attend the five-day DVA training, a three-day workshop on DVA and a one-day information session are provided. Despite these efforts, there are members at police station level who indicated that they have never received training in DVA, and it is mainly members who joined the service before 2008. As the CSC is the main point of entry for all victims, the report looks at the training of the VISPOL members as reflected in Figure 22 below.

Figure 22: Members trained in VISPOL



Across the 1143 police stations visited, there are 29 871 VISPOL members that have been trained on DVA implementation. The GP has the highest number of members trained with a total of 6 724 and MP has the lowest number with 1022. Even though the number of members trained is good, there are still glaring challenges with implementation of the DVA. It appears as though the training does not translate into improved understanding and implementation of the DVA. The monitoring visits conducted indicate lack of understanding as a key contributing factor to poor implementation of the DVA. Some of the key areas that displayed lack of knowledge are the following:

- Form 1 (notice that explains remedies available to the complainant) – generally members do not know what this form is and what purpose it serves. Paragraph 10(1-6) of the National Instruction is clear on the member's responsibility with regard to the issuing of Form 1.
- Failure to arrest the perpetrator on contravention of the Protection Order. Section 8(b –d) of the DVA and paragraph 2 (b – d) of the National Instructions, provide clear guidance on how the discretion to arrest is applied and what should be done if there are no sufficient grounds for arrest. The general finding with the stations visited is that the recording on the SAPS 508b will indicate that no arrest was made and no Form 11 (notice to appear in court) was issued. On further probing, it is discovered that members are not aware of the obligation to issue Form 11, when no arrest will be made based on applying their discretion, with some members thinking it is the responsibility of the court to issue that Notice.

Members at station level do acknowledge that DVA training is comprehensive enough as far as theory is concerned. The only challenge raised was that there are not enough practical scenarios presented during training which can allow members to identify with what happens outside the classroom. This is also shown on the research report by Combrinck H, et al, (2009)¹⁶. According to this report, "there appears to be a need to adjust the current training methodologies to be more practice oriented". This statement was made based on the comments by the members interviewed that included the following:

Participants reported that training methodologies predominantly consisted of lecture-style presentations, rather than taking the form of group work and being based on practical examples. This finding was also supported the evaluation into SAPS non-compliance conducted by the CSPA in 2017.

4. CONCLUSION

Information from the 1143 police stations visited demonstrates that there are some positive developments in terms of the SAPS' level of compliance with the DVA. Even though the level of implementation is not at the level where it should be, i.e. full implementation with minimal error considering the DVA has been in implementation for about 20 years, it can be deduced that the SAPS is putting some measures to improve implementation. Management of members that fail to comply with the DVA and the National Instruction is still an area where the SAPS management is struggling.

The findings indicate that majority of non-compliance recorded by the SAPS is related to failure by members to carry out the administrative obligations as regulated by the DVA and the National Instruction. A total of 216 non-compliances were reported, of which 198 were administrative and 18 related to poor service delivery. There were 132 reported domestic violence incidents against SAPS members as offenders of domestic violence from 96 police stations. Apart from the low number of disciplinary processes initiated (72), another area of concern is the lack of non-compliance to the FCA by some police stations. From the 132 reported members, firearms were seized from 65 members and the S102 inquiries were conducted in only 38 cases. There was a total of 66 members that had reported to be victims of domestic violence. Out of these members, 38 were females and 28 were males.

Majority of police stations (929), fell within the level of significant compliance with 21 police stations having achieved full compliance in relation to regulatory compliance. There were only 12 police stations that achieved below 50% which is considered as a non-compliance level whilst the remaining 181 fell within level of partial compliance. The provinces that contributed to the 12 non-compliant stations were EC, FS, KZN, LP and MP. Majority of the police stations had the relevant registers required at the CSC, however there are police stations who do not have these registers. There were

¹⁶ Combrinck H & Wakefield L, Training for Police on the DVA- a study conducted in the Western Cape Province

78% of police stations that had developed station orders that respond to the unique circumstances in their precincts in order to ensure relevance and efficiency of response as required by the National Instruction.

Out of the 1143 police stations visited, 66% had VFRs that are functional and resourced with 24% of the stations having VFRs which were functional but not fully resourced. Some of the station have partnered with local NGOs in order to provide a broader psycho-social service. Across the 1143 police stations, there were 67% of that were able to serve protection orders on time. In all the provinces, there were some police stations that did not serve POs immediately as obligated by the National Instructions and the DVA.

The findings as reflected that 90% of the police stations had female police members deployed in all shifts. It was also found that an average of 2 members across those stations were deployed in each shift. There were 17.7% police stations that had access to sign language services and 32.69% had access to foreign language interpretation which is mainly through the courts. Across the country, there are 29 871 VISPOL members that have been trained on DVA implementation. The GP has the highest number of members trained with a total of 6 724 and MP has the lowest number with 1022.

5. RECOMMENDATIONS

- 5.1.** The SAPS should strengthen its management of non-compliance and come up with an effective system to monitor repeat offenders in relation to administrative non-compliance.
- 5.2.** SAPS management should strengthen their role of inspecting registers and ensure that corrective measures are outlined for members who continuously fail to comply
- 5.3.** Management of members that are DV offenders needs to be enhanced, especially compliance with the FCA
- 5.4.** All members should be encouraged to attend the compulsory EHWP sessions at least once every six months. This will assist in managing issues of burn out and equipping members with skills to deal with their emotional and psychological problems.
- 5.5.** Station Commanders should keep records of members who are offenders or victims in their offices and the files should show records on how the station Commanders dealt with the matters. Members that are offenders should be dealt with in line with the SAPS disciplinary regulations.
- 5.6.** The national Supply Chain Management should fast-track the process of provision of VFR to those police stations that do not have sufficient office space to provide for a VFR.
- 5.7.** The working relationship between the local courts and police stations needs to be strengthened in order to improve the service of protection orders.

- 5.8.** The Compliance Forum structures at provincial level need to be strengthen and supported by the Provincial SAPS management in order to ensure proper reporting
- 5.9.** Guidance should be provided to police stations oh how to properly develop station orders
- 5.10.** SAPS national and provincial offices should establish a formal working agreement with the Department of Social Development and the NGO sector in order to assist with provision of support services to police stations.

ANNEXURES

ANNEXURE A: NON COMPLIANCE BY SAPS MEMBERS WHO HAVE ALLEGEDLY FAILED TO COMPLY WITH THE DOMESTIC VIOLENCE ACT, 116 OF 1998 AND NATIONAL INSTRUCTION 7 OF 1999 (NON- COMPLIANCE)

POLICE STATION		LEGEND: All entries highlighted in this colour refer to operational non-compliance						
RANK	NATURE OF NON-COMPLIANCE	RECOMMENDATION BY THE CSPS	IF NO RECOMMENDATION MADE – PROVIDE REASONS	OUTCOME OF THE DISCIPLINARY PROCESS	APPLICATION FOR EXEMPTION (YES/NO)	OUTCOME OF THE EXEMPTION (GRANTED/NOT GRANTED/PENDING)		
EASTERN CAPE								
Joza	W/O	Did not complete DV Incident form	N/A	No referral to the CSPS	Final written warning	No	N/A	
Joza	SGT	Failure to dispatch vehicle to a DV scene	N/A	No referral to the CSPS	Final written warning	No	N/A	
Joza	CST	Failure to serve protection order	N/A	No referral to the CSPS	Final written warning	No	N/A	
Joza	CST	Failure to make pocket book entry	N/A	No referral to the CSPS	Final written warning	No	N/A	
FREE STATE								
Batho	CST	Failed to complete saps 508(a) & (b) correctly. Member failed to describe the relationship between complainant & respondent	N/A	No referral to the CSPS	DS2	No	N/A	
Batho	CST	Failed to write Cas in red ink in saps 508(b).	N/A	No referral to the CSPS	DS2	No	N/A	
Batho	CST	Failed to write Cas number in red ink in saps 508(b)	N/A	No referral to the CSPS	DS2	No	N/A	
Batho	W/O	Failed to write OB number in column 3 of the saps 508(b)	N/A	No referral to the CSPS	DS2	No	N/A	
Batho	W/O	No brief description of the complaint	N/A	No referral to the CSPS	DS2	No	N/A	
Batho	W/O	saps 508(b) not completed correctly	N/A	No referral to the CSPS	DS2	No	N/A	

POLICE STATION	RANK	NATURE OF NON-COMPLIANCE	RECOMMENDATION BY THE CSPS	IF NO RECOMMENDATION MADE – PROVIDE REASONS	OUTCOME OF THE DISCIPLINARY PROCESS	APPLICATION FOR EXEMPTION (YES/NO)	OUTCOME OF THE EXEMPTION (GRANTED/NOT GRANTED/PENDING)
Batho	W/O	Failed to complete saps 508(a) & (b) correctly	N/A	No referral to the CSPS	DS2	No	N/A
Bayswater	CST	Failure to file saps 508(a) form	N/A	No referral to the CSPS	DS3	No	N/A
Bayswater	W/O	Failure to complete saps 508(a) form	N/A	No referral to the CSPS	DS1	No	N/A
Bayswater	CST	Failure to complete saps 508(a) forms	N/A	No referral to the CSPS	DS1	No	N/A
Bayswater	W/O	Failure to complete saps 508(a) form	N/A	No referral to the CSPS	DS3	No	N/A
Bethelhem	SGT	Member did not complete saps 508(b) and OB entry	N/A	No referral to the CSPS	Disciplinary Reg 69/2017 DSI	No	N/A
Bethelhem	W/O	Failed to complete saps 508(a)&(b) and OB entry	N/A	No referral to the CSPS	Disciplinary Reg 68/2017 DSI	No	N/A
Bethelhem	W/O	Failed to complete saps 508(a) &(b) and OB entry	N/A	No referral to the CSPS	Disciplinary Reg 80/2017 DS2	No	N/A
Bethelhem	CAPT	Failed to complete saps 508(a) &(b) and OB entry	N/A	No referral to the CSPS	Disciplinary Reg 06/2018 DSI	No	N/A
Bethelhem	CST	Failed to complete OB entry and pocket book page number	N/A	No referral to the CSPS	DS2	No	N/A
Bloemspruit	SGT	Compliant /incident not recorded on saps 508(a)&(b)	N/A	No referral to the CSPS	DS2	No	N/A
Bloemspruit	SGT	The incident was not recorded on saps 508(a)&(b)	N/A	No referral to the CSPS	DS2	No	N/A
Bloemspruit	CST	The incident was not recorded on saps 508(a)&(b)	N/A	No referral to the CSPS	DS2	No	N/A
Bloemspruit	CST	The incident was not recorded on saps 508(a)&(b)	N/A	No referral to the CSPS	DS2	No	N/A
Bloemspruit	W/O	The incident was not recorded on saps 508(a)&(b)	N/A	No referral to the CSPS	DS2	No	N/A

POLICE STATION	RANK	NATURE OF NON-COMPLIANCE	RECOMMENDATION BY THE CSPS	IF NO RECOMMENDATION MADE – PROVIDE REASONS	OUTCOME OF THE DISCIPLINARY PROCESS	APPLICATION FOR EXEMPTION (YES/NO)	OUTCOME OF THE EXEMPTION (GRANTED/NOT GRANTED/PENDING)
Bloemspruit	CST	The incident was not recorded on saps 508(a)&(b)	N/A	No referral to the CSPS	DS2	No	N/A
Bloemspruit	CST	The incident was not recorded on saps 508(a)&(b)	N/A	No referral to the CSPS	DS2	No	N/A
Bloemspruit	CST	The incident was not recorded on saps 508(a)&(b)	N/A	No referral to the CSPS	DS2	No	N/A
Dealesville	CST	Complainant not satisfied with the treatment and Incident was not registered to saps 508(a)&(b). saps 508 (a)&(b) were not completed	N/A	No referral to the CSPS	Still under investigation	No	N/A
Dealesville	CST	Complainant was not satisfied with the treatment. Incident were not recorded to saps (a) & (b). SAPS 508(a)&(b) were not completed.	N/A	No referral to the CSPS	Still under investigation	No	N/A
Dealesville	SGT	Complainant was not satisfied with the treatment. saps 508(a)&(b) were not completed	N/A	No referral to the CSPS	Still under investigation	No	N/A
Dealesville	SGT	Complaint was not satisfied with the treatment. saps 508(a)&(b) were not completed	N/A	No referral to the CSPS	Still under investigation	No	N/A
Harrismith	CAPT	Failure to register a protection order that was submitted	No information	No referral to the CSPS			
Harrismith	CST	Failure to register a protection order that was submitted	N/A	No referral to the CSPS		No	N/A
Harrismith	CST	Failure to register a protection order that was submitted	N/A	No referral to the CSPS		No	N/A
Harrismith	CST	Failure to register a protection order that was submitted	N/A	No referral to the CSPS		No	N/A

POLICE STATION	RANK	NATURE OF NON-COMPLIANCE	RECOMMENDATION BY THE CSPS	IF NO RECOMMENDATION MADE – PROVIDE REASONS	OUTCOME OF THE DISCIPLINARY PROCESS	APPLICATION FOR EXEMPTION (YES/NO)	OUTCOME OF THE EXEMPTION (GRANTED/NOT GRANTED/PENDING)
Heidedal	CST	Failure to complete pocket book OB saps 508(a) & (b) when case was opened	N/A	No referral to the CSPS	DS2	No	N/A
Heidedal	CST	Failure to complete pocket book; OB and saps 508(a) & (b) when a case docket of DV was opened	N/A	No referral to the CSPS	DS2	No	N/A
Heidedal	CST	Failure to complete pocket book OB saps 508(a) & (b) when a case docket was opened	N/A	No referral to the CSPS	DS2	No	N/A
Heidedal	CST	Failure to complete pocket book; OB and saps 508(a) & (b) when a case docket of DV was opened	N/A	No referral to the CSPS	DS2	No	N/A
Heilbron	CST	Saps 508(b) incompletely recorded	N/A	No referral to the CSPS	DS2	No	N/A
Heilbron	CST	Did not complete saps 508(a) & (b) and OB	N/A	No referral to the CSPS	DS2	No	N/A
Heilbron	CST	Did not complete OB and saps 508(a) & (b)	N/A	No referral to the CSPS	DS2	No	N/A
Heilbron	CST	Did not complete OB and saps 508(a) & (b)	N/A	No referral to the CSPS	DS2	No	N/A
Koffiefontein	CST	saps 508(a) not fully completed. The description not fully completed and entry not completed	N/A	No referral to the CSPS	Verbal Warning	No	N/A
Koppies	W/O	Failure to complete saps 508 (a) properly	N/A	No referral to the CSPS	DSI	No	N/A
Koppies	CST	Failure to complete saps 508(a) properly	N/A	No referral to the CSPS	DSI	No	N/A

POLICE STATION	RANK	NATURE OF NON-COMPLIANCE	RECOMMENDATION BY THE CSPS	IF NO RECOMMENDATION MADE – PROVIDE REASONS	OUTCOME OF THE DISCIPLINARY PROCESS	APPLICATION FOR EXEMPTION (YES/NO)	OUTCOME OF THE EXEMPTION (GRANTED/NOT GRANTED/PENDING)
Koppies	CST	Failure to complete saps 508(a) properly	N/A	No referral to the CSPS	DS1	No	N/A
Kroonstad	CST	Failure to complete saps 508(a) form incorrectly, OB and pocket book entries	N/A	No referral to the CSPS	DS1	No	N/A
Meloding	CST	Member fails to write particulars of a complainant and did not read and explain form 1	N/A	No referral to the CSPS	Written Warning (D53)	No	N/A
Meloding	CST	Member failed to explain and read form 1 to the complainant and no completion of saps 508(a)	N/A	No referral to the CSPS	Written Warning (D53)	No	N/A
Meloding	SGT	Failed to complete the saps 508(a)	N/A	No referral to the CSPS	Written Warning (D53)	No	N/A
Mahadi	CST	failed to complete saps 508(a)	N/A	No referral to the CSPS	Verbal Warning	No	N/A
Nevalsig	SGT	saps 508(a) was not completed fully	N/A	No referral to the CSPS	No information	No	N/A
Nevalsig	CST	saps 508(a) was not fully completed	N/A	No referral to the CSPS	No information	No	N/A
Parkroad	CST	Member did not complete saps 508(a)	N/A	No referral to the CSPS	Remedial Steps	NO	N/A
Parkroad	CST	Incident was not recorded in all documents	N/A	No referral to the CSPS	Remedial Steps	NO	N/A
Parkroad	CST	Incident not recorded	N/A	No referral to the CSPS	Verbal Warning	NO	N/A
Parkroad	CST	Members did not complete saps 508(a) and OB incomplete	N/A	No referral to the CSPS	Verbal Warning	NO	N/A

POLICE STATION	RANK	NATURE OF NON-COMPLIANCE	RECOMMENDATION BY THE CSPS	IF NO RECOMMENDATION MADE – PROVIDE REASONS	OUTCOME OF THE DISCIPLINARY PROCESS	APPLICATION FOR EXEMPTION (YES/NO)	OUTCOME OF THE EXEMPTION (GRANTED/NOT GRANTED/PENDING)
Paul Roux	CST	Incomplete 508(a) form. incorrect pocket book entry	N/A	No referral to the CSPS	DS1	NO	N/A
Paul Roux	SGT	Incomplete 508(a) not taking the weapon used to injure the complainant. incomplete pocket book entry	N/A	No referral to the CSPS	DS2	NO	N/A
Phutaditjhaba	CST	Member skipped serial number 34 when completing saps 508(b)	N/A	No referral to the CSPS	Written Warning (D53)	NO	N/A
Phutaditjhaba	CAPT	Relief Commander "A" shift failed to inspect the DVA OB,SAPS 508(a)&(b)	N/A	No referral to the CSPS	Written Warning (D53)	NO	N/A
Phutaditjhaba	CAPT	OB 32/10/2017 and 147/10/2017 incomplete. Victims not informed of the rights	N/A	No referral to the CSPS	Verbal Warning (D52)	NO	N/A
Phutaditjhaba	CAPT	Failed to complete saps 508(a) on the brief description also failed to write cas on column 8 on saps 508(b)	N/A	No referral to the CSPS	Verbal Warning (D52)	NO	N/A
Phutaditjhaba	W/O	Failed to write cas number with red pen on column 8 saps 508(b)	N/A	No referral to the CSPS	Verbal Warning (D52)	NO	N/A
Phutaditjhaba	CST	Member failed to complete SAPS 508 (a) and (b)	N/A	No referral to the CSPS	Verbal Warning (D52)	NO	N/A
Phutaditjhaba	W/O	Member did not complete SAPS 508(a) correctly	N/A	No referral to the CSPS	Remedial Steps (D51)	NO	N/A
Phutaditjhaba	CST	Failed to write address of respondent in SAPS 508(a)	N/A	No referral to the CSPS	Verbal Warning (D52)	NO	N/A
Phutaditjhaba	CST	Failed to write brief description in saps 508(a)	N/A	No referral to the CSPS	Remedial Steps (D51)	NO	N/A

POLICE STATION	RANK	NATURE OF NON-COMPLIANCE	RECOMMENDATION BY THE CSPS	IF NO RECOMMENDATION MADE – PROVIDE REASONS	OUTCOME OF THE DISCIPLINARY PROCESS	APPLICATION FOR EXEMPTION (YES/NO)	OUTCOME OF THE EXEMPTION (GRANTED/NOT GRANTED/PENDING)
Phutaditjhaba	W/O	Failed to complete saps 508(a)&(b)	N/A	No referral to the CSPS	written Warning (D53)	NO	N/A
Phutaditjhaba	W/O	Failed to complete saps 508(a)&(b)	N/A	No referral to the CSPS	Verbal Warning (D52)	NO	N/A
Phutaditjhaba	CST	Failed to complete saps 508(a)&(b)	N/A	No referral to the CSPS	Verbal Warning (D52)	NO	N/A
Sasolburg	CST	Victim 's signature omitted on pocket book entry	N/A	No referral to the CSPS	DS1	NO	N/A
Sasolburg	CST	saps 508(a) types of abuse don't correspond with description	N/A	No referral to the CSPS	DS1	NO	N/A
Sasolburg	CST	Complainant did not sign the pocket book of a member	N/A	No referral to the CSPS	DS1	NO	N/A
Sasolburg	CST	The member failed to complete the necessary document as per NI 7/1999	N/A	No referral to the CSPS			
Sasolburg	CST	saps 508(a) was not completed correctly and some information was incomplete	N/A	No referral to the CSPS	DS2	NO	N/A
Sasolburg	CST	Saps 508(a) type of abuse don't correspond with description. Member's signature is not written	N/A	No referral to the CSPS	DS1	NO	N/A
Sasolburg	CST	SAPS 508(a) Types of abuse don't correspond with description	N/A	No referral to the CSPS	DS1	NO	N/A
Sasolburg	CST	Complaint/incident not recorded in all DV related documents	N/A	No referral to the CSPS	DS2	NO	N/A
Sasolburg	CST	Member did not complete necessary DV forms when case was opened		No referral to the CSPS			

POLICE STATION	RANK	NATURE OF NON-COMPLIANCE	RECOMMENDATION BY THE CSPS	IF NO RECOMMENDATION MADE – PROVIDE REASONS	OUTCOME OF THE DISCIPLINARY PROCESS	APPLICATION FOR EXEMPTION (YES/NO)	OUTCOME OF THE EXEMPTION (GRANTED/NOT GRANTED/PENDING)
Sasolburg	CST	Member did not complete necessary DV forms when case was opened	N/A	No referral to the CSPS	DS1	NO	N/A
Sasolburg	CST	Member did not complete DV forms register when opening a DV case	N/A	No referral to the CSPS	DS1	NO	N/A
Sasolburg	CST	Complainant signature was omitted on OB or pocket book	N/A	No referral to the CSPS	DS1	NO	N/A
Sasolburg	W/O	OB was not signed by complainant and pocket book, copy omitted as per station(DV)	N/A	No referral to the CSPS	DS1	NO	N/A
Steunmekaar	CST	Member did not make and attach copy of Pocket book on the saps 508(a)	N/A	No referral to the CSPS	Verbal Warning	NO	N/A
Steynsrus	CST	Failure to complete SAPS 508 (a) in full	N/A	No referral to the CSPS	Still outstanding	NO	N/A
Steynsrus	CST	Failure to complete SAPS 508 (b) in full.	N/A	No referral to the CSPS	Still outstanding	NO	N/A
Tseki	CST	Member did not complete saps 508(a)&(b)	N/A	No referral to the CSPS	DS2	NO	N/A
Tseki	SGT	Member did not request complainant to sign form 1		No referral to the CSPS			
Tseki	W/O	member did not complete saps 508(b)		No referral to the CSPS			
Tseki	CST	Member did not complete saps 508(b)	N/A	No referral to the CSPS	DS	NO	N/A
Tseseng	CST	the saps 508(a) form 1 were not completed. The member did not write particulars in the saps 508(a)	N/A	No referral to the CSPS	DS2	NO	N/A

POLICE STATION	RANK	NATURE OF NON-COMPLIANCE	RECOMMENDATION BY THE CSPS	IF NO RECOMMENDATION MADE – PROVIDE REASONS	OUTCOME OF THE DISCIPLINARY PROCESS	APPLICATION FOR EXEMPTION (YES/NO)	OUTCOME OF THE EXEMPTION (GRANTED/NOT GRANTED/PENDING)
Vanstadensrus	CST	Member failed to complete SAPS 508 (a) and OB entry	N/A	No referral to the CSPS	Written warning	NO	N/A
Vanstadensrus	W/O	Failure to complete SAPS 508 (a) and OB entry	N/A	No referral to the CSPS	Written warning	NO	N/A
Ventersburg	CST	SAPS 508 WAS INCOMPLETE	N/A	No referral to the CSPS	DS3	NO	N/A
Ventersburg	CST	Member did not complete saps 508(a) other section	N/A	No referral to the CSPS	DS3	NO	N/A
Ventersburg	CST	Incomplete saps 508(a)	N/A	No referral to the CSPS	DS3	NO	N/A
Ventersburg	CST	Incomplete saps 508(a)	N/A	No referral to the CSPS	DS2	NO	N/A
Ventersburg	CST	Incomplete saps 508(a)	N/A	No referral to the CSPS	DS2	NO	N/A
Ventersburg	SGT	Shift commander not give warning to members	N/A	No referral to the CSPS	DS2	NO	N/A
Viljoenskroon	CST	Member failed to complete 508 (a) correctly	N/A	No referral to the CSPS	Verbal warning	NO	N/A
Wepener	CST	OB entry was not written	N/A	No referral to the CSPS	DS1	NO	N/A
Wepener	CST	Cas number was not written to SAPS 508(b)	N/A	No referral to the CSPS	DS1	NO	N/A
Wepener	CST	There was incomplete details of complainant	N/A	No referral to the CSPS	DS1	NO	N/A
Wepener	W/O	Cas number was not written to SAPS 508 (b)	N/A	No referral to the CSPS	DS1	NO	N/A
Zamdela	CST	saps 508(b) incomplete no copies of OB and pocket book	N/A	No referral to the CSPS	DS2	NO	N/A
Zamdela	CST	SAPS 508(b) incomplete no copies of OB and pocket books	N/A	No referral to the CSPS	DS2	NO	N/A

POLICE STATION	RANK	NATURE OF NON-COMPLIANCE	RECOMMENDATION BY THE CSPS	IF NO RECOMMENDATION MADE – PROVIDE REASONS	OUTCOME OF THE DISCIPLINARY PROCESS	APPLICATION FOR EXEMPTION (YES/NO)	OUTCOME OF THE EXEMPTION (GRANTED/NOT GRANTED/PENDING)
Zamdela	CST	saps 508(b) incomplete no copies of OB and pocket book	N/A	No referral to the CSPS	Verbal warning	NO	N/A
Zamdela	CST	SAPS 508(b) incomplete no copies of OB and pocket book.	N/A	No referral to the CSPS	Pending	NO	N/A
Zamdela	CST	SAPS 508(b) Incomplete no copies of OB and pocket book	N/A	No referral to the CSPS	Pending	NO	N/A
Zamdela	CST	SAPS 508(b) incomplete no copies of OB and pocket books	N/A	No referral to the CSPS	Pending	NO	N/A
Zamdela	CST	saps 508(a) incomplete	N/A	No referral to the CSPS	Pending	NO	N/A
GAUTENG							
Sebenza	CST	Member did not complete 508(a)& 508(b)	N/A	No referral to the CSPS	Verbal warning	No	N/A
Sebenza	W/O	Member did not complete 508(a)& 508(b)	N/A	No referral to the CSPS	Verbal warning	No	N/A
Sebenza	CST	Member did not complete 508(a)&(b)	N/A	No referral to the CSPS	Pending	No	N/A
Sebenza	CST	Member did not complete 508(a)&(b)	N/A	No referral to the CSPS	Pending	No	N/A
KWAZULU NATAL							
Bayview	CST	Internal complaint	N/A	No referral to the CSPS	Verbal warning	No	N/A
Bayview	W/O	Failing to comply with paragraph 13 & 11(3)	N/A	No referral to the CSPS	Verbal warning	No	N/A
Bayview	W/O	Failing to comply with 11 & 13(3)	N/A	No referral to the CSPS	Verbal warning	No	N/A
Durban North	SGT	Incomplete document some copies were missing	N/A	No application for exemption was made to CSPS	Verbal warning	No	N/A

POLICE STATION	RANK	NATURE OF NON-COMPLIANCE	RECOMMENDATION BY THE CSPS	IF NO RECOMMENDATION MADE – PROVIDE REASONS	OUTCOME OF THE DISCIPLINARY PROCESS	APPLICATION FOR EXEMPTION (YES/NO)	OUTCOME OF THE EXEMPTION (GRANTED/NOT GRANTED/PENDING)
Durban North	CST	Incomplete document	N/A	No referral to the CSPS	Verbal warning	No	N/A
Mkuze	SGT	Administrative	N/A	No referral to the CSPS	Member found not guilty	No	N/A
Point	CST	Administrative	N/A	No referral to the CSPS	No disciplinary process	No	N/A
Point	SGT	Administrative	N/A	No referral to the CSPS	No disciplinary process	No	N/A
LIMPOPO							
Lulekani	CST	Omissions on saps 508(a)&(b) reference 10/09/2017	N/A	No referral to the CSPS	Verbal warning	No	N/A
Lulekani	CST	Omissions on saps 508(a)&(b) reference 09/09/2017	N/A	No referral to the CSPS	Verbal warning	No	N/A
Mankweng	CST	The member did not write OB number in column 3	N/A	No referral to the CSPS	Counselling	No	N/A
Mankweng	W/O	Did not write the incident in column 7	N/A	No referral to the CSPS	Counselling	No	N/A
Mankweng	CST	Did not write OB number in column 3	N/A	No referral to the CSPS	Counselling	No	N/A
Mankweng	SGT	Did not write OB number in column 3	N/A	No referral to the CSPS	Counselling	No	N/A
Mankweng	CST	Did not write time of incident and OB in column 3	N/A	No referral to the CSPS	Counselling	No	N/A
Mankweng	W/O	Did not write time of incident	N/A	No referral to the CSPS	Counselling	No	N/A
Mankweng	CST	Did not write the residential address of complainant and also pocket book page number	N/A	No referral to the CSPS	Counselling	No	N/A
Mankweng	CST	did not write his Persal no in column 5.pocket book	N/A	No referral to the CSPS	Counselling	No	N/A

POLICE STATION	RANK	NATURE OF NON-COMPLIANCE	RECOMMENDATION BY THE CSPS	IF NO RECOMMENDATION MADE – PROVIDE REASONS	OUTCOME OF THE DISCIPLINARY PROCESS	APPLICATION FOR EXEMPTION (YES/NO)	OUTCOME OF THE EXEMPTION (GRANTED/NOT GRANTED/PENDING)
Mankweng	CPT	Did not complete OB on column 3	N/A	No referral to the CSPS	Counselling	No	N/A
Mankweng	W/O	did not complete OB in column 3	N/A	No referral to the CSPS	Counselling	No	N/A
Mankweng	W/O	Did not write the residential address	N/A	No referral to the CSPS	Counselling	No	N/A
Mankweng	SGT	Did not write OB in column 3	N/A	No referral to the CSPS	Counselling	No	N/A
Mankweng	SGT	Did not write OB in column 3	N/A	No referral to the CSPS	Counselling	No	N/A
MANKWENG	CST	Did not write OB number in column 3	N/A	No referral to the CSPS	Counselling	No	N/A
Mankweng	720280 5-0	Member did not write OB number in column 3	N/A	No referral to the CSPS	Counselling	No	N/A
Polokwane	CST	Did not write date Persal number	N/A	No referral to the CSPS	DS2	No	N/A
Polokwane	W/O	Was not reported to secretariat	N/A	No referral to the CSPS	DS2	No	N/A
Tzaneen	CST	Copy of OB & pocket book entries not submitted	N/A	No referral to the CSPS	Verbal warning	No	N/A
Tzaneen	CST	Member did not submit saps 508(a) form and copy of OB entry	N/A	No referral to the CSPS	Verbal warning	No	N/A
Tzaneen	W/O	Member did not submit saps 508(a) form and OB entry	N/A	No referral to the CSPS	Verbal warning	No	N/A
Tzaneen	CST	Copy of OB and pocket book entries not submitted	N/A	No referral to the CSPS	Verbal warning	No	N/A
Tzaneen	CST	Copy of OB and pocket book entries not submitted	N/A	No referral to the CSPS	Pending	No	N/A
Tzaneen	CST	Copy of OB and pocket book entries not submitted	N/A	No referral to the CSPS	Pending	No	N/A

POLICE STATION	RANK	NATURE OF NON-COMPLIANCE	RECOMMENDATION BY THE CSPS	IF NO RECOMMENDATION MADE – PROVIDE REASONS	OUTCOME OF THE DISCIPLINARY PROCESS	APPLICATION FOR EXEMPTION (YES/NO)	OUTCOME OF THE EXEMPTION (GRANTED/NOT GRANTED/PENDING)
Tzaneen	W/O	saps 508(a) was not completed and submitted by member	N/A	No referral to the CSPS	Pending	No	N/A
Tzaneen	SGT	copy of OB and pocket book entries not submitted	N/A	No referral to the CSPS	Pending	No	N/A
Tzaneen	CST	Member did not submit saps 508(a) Personal number not recorded in saps 508(b) register	N/A	No referral to the CSPS	DS1	No	N/A
Tzaneen	CST	Member did not submit copy of OB entry ;form 1 and pocket book	N/A	No referral to the CSPS	DS1	No	N/A
Tzaneen	CST	Member did not submit form 1 copy of OB entry and copy of pocket book	N/A	No referral to the CSPS	DS1	No	N/A
Tzaneen	SGT	Member did not submit copy of OB entry and copy of pocket book	N/A	No referral to the CSPS	DS1	No	N/A
Tzaneen	CST	Member did not submit copy of OB entry and copy of pocket book	N/A	No referral to the CSPS	DS2	No	N/A
Tzaneen	CST	Member did not submit copy of OB entry and pocket book	N/A	No referral to the CSPS	DS2	No	N/A
Tzaneen	CST	Member did not submit saps 508(a) form and copy of pocket book	N/A	No referral to the CSPS	DS2	No	N/A
Tzaneen	CST	Member did not submit copy of OB entry and copy of pocket book & no time in saps 508(b)	N/A	No referral to the CSPS	DS2	No	N/A
Tzaneen	CST	Member did not submit copy of OB entry and copy of pocket book & no ref on saps 508(b)	N/A	No referral to the CSPS	DS2	No	N/A

POLICE STATION	RANK	NATURE OF NON-COMPLIANCE	RECOMMENDATION BY THE CSPS	IF NO RECOMMENDATION MADE – PROVIDE REASONS	OUTCOME OF THE DISCIPLINARY PROCESS	APPLICATION FOR EXEMPTION (YES/NO)	OUTCOME OF THE EXEMPTION (GRANTED/NOT GRANTED/PENDING)
Tzaneen	CST	Member did not copy of entry & copy of pocket book	N/A	No referral to the CSPS	DS1	No	N/A
Waterval	W/O	Administrative non-compliance. omitted to record time of incident	N/A	No referral to the CSPS	Verbal warning	No	N/A
Waterval		Omitted to record time of incident on the DV register	N/A	No referral to the CSPS	Verbal warning	No	N/A
Waterval		Omitted to record time of incident on the DV register	N/A	No referral to the CSPS	Verbal warning	No	N/A
MPUMALANGA							
Evender	CST	The member failed to complete saps 508(b)	N/A	No referral to the CSPS	Verbal warning	NO	N/A
Evender	CST	The member failed to complete saps 508(b)	N/A	No referral to the CSPS	Verbal warning	NO	N/A
NORTHERN CAPE							
NORTH WEST							
Mahikeng	CST	Pocket book page number and contact not endorsed	N/A	No referral to the CSPS	Verbal warning	NO	N/A
Mahikeng	W/O	OB entry and type of incident not endorsed.	N/A	No referral to the CSPS	Verbal warning	NO	N/A
Mahikeng	CAPT	Daily date not endorsed	N/A	No referral to the CSPS	Verbal warning	NO	N/A
Mahikeng	CAPT	Daily date not endorsed	N/A	No referral to the CSPS	Verbal warning	NO	N/A
WESTERN CAPE							
Beaufort West	SGT	Failed to complete registers saps 508(a)&(b)	N/A	No referral to the CSPS	Verbal warning	NO	N/A

POLICE STATION	RANK	NATURE OF NON-COMPLIANCE	RECOMMENDATION BY THE CSPS	IF NO RECOMMENDATION MADE – PROVIDE REASONS	OUTCOME OF THE DISCIPLINARY PROCESS	APPLICATION FOR EXEMPTION (YES/NO)	OUTCOME OF THE EXEMPTION (GRANTED/NOT GRANTED/PENDING)
Beaufort West	SGT	Failed to complete registers further did not adhere to an instruction made on the OB	N/A	No referral to the CSPS	Verbal warning	NO	N/A
Belhar	SGT	Failure to complete 508(a)&(b) and OB	N/A	No referral to the CSPS	Written warning	NO	N/A
Belhar	SGT	Member failed to complete 5 incidents	N/A	No referral to the CSPS	Written warning	NO	N/A
Belhar	CST	Failed to complete 508(a)&(b)	N/A	No referral to the CSPS	Written warning	NO	N/A
Belhar	CST	Failed to complete 508(a)&(b)	N/A	No referral to the CSPS	WRITTEN WARNING	NO	N/A
Bellville South	715957 75	No feedback on case. case withdrawn without complainants consent	N/A	No referral to the CSPS	No steps	NO	N/A
Bothasig	SGT	N/1	N/A	No referral to the CSPS	Pending not provided in the form 2	NO	N/A
Bredasdorp	SGT	Member failed to attend to a complaint on time	Exemption granted	No referral to the CSPS	No steps taken. Member attended to the complaint 40 minutes later	YES	GRANTED
Citrusdal	W/O	Member failed to report the incident re-Cas 144/10/2017	N/A	No referral to the CSPS	Written warning	NO	N/A
Goodwood	SGT	Members failed to arrest the respondent and let complainant in a dangerous situations	N/A	No referral to the CSPS	Pending	NO	N/A
Harare	CST	Member failed to arrest suspect on Cas 15/07/2017	N/A	No referral to the CSPS	Corrective counselling	NO	N/A
Harare	CAPT	Member influenced the complainant to submit a withdrawal statement	N/A	No referral to the CSPS	Corrective counselling	NO	N/A

POLICE STATION	RANK	NATURE OF NON-COMPLIANCE	RECOMMENDATION BY THE CSPS	IF NO RECOMMENDATION MADE – PROVIDE REASONS	OUTCOME OF THE DISCIPLINARY PROCESS	APPLICATION FOR EXEMPTION (YES/NO)	OUTCOME OF THE EXEMPTION (GRANTED/NOT GRANTED/PENDING)
Harare	SGT	Member failed to follow up and provide feedback	N/A	No referral to the CSPS	Unfounded	NO	N/A
Khayelitsha	SGT	Member failed to complete a 508 form for contravention of court order	N/A	No referral to the CSPS	Corrective counselling	NO	N/A
Khayelitsha	SGT	Member failed to complete a 508 DV form	N/A	No referral to the CSPS	Withdrawn time delay. member was an maternity	NO	N/A
Khayelitsha	SGT	Member failed to complete a 508 form for contravention of court order	N/A	No referral to the CSPS	Verbal warning	NO	N/A
Khayelitsha	SGT	Member failed to complete 508 register	N/A	No referral to the CSPS	Corrective counselling	NO	N/A
Khayelitsha	SGT	Member failed to complete DV 508 register	N/A	No referral to the CSPS	Corrective counselling	NO	N/A
Kleinvlei	708598 50	Failed to comply with DVA. Not completing relevant DV registers	N/A	No referral to the CSPS	Verbal warning	NO	N/A
Kleinvlei	717456 95	Failed to comply with DVAT. not completing relevant DV registers	N/A	No referral to the CSPS	Verbal warning	NO	N/A
Kleinvlei	721031 16	Failed to record incidents in relevant registers	N/A	No referral to the CSPS	Corrective counselling	NO	N/A
Kleinvlei	721058 61	Failed to serve protection orders within required time frame	N/A	No referral to the CSPS	Corrective counselling	NO	N/A
Langa	CAPT	Member failed to complete the 508(a)&(b).	N/A	No referral to the CSPS	Verbal warning	NO	N/A
Langa	SGT	No OB entry note made by member	N/A	No referral to CSPS	No disciplinary process	NO	N/A

POLICE STATION	RANK	NATURE OF NON-COMPLIANCE	RECOMMENDATION BY THE CSPS	IF NO RECOMMENDATION MADE – PROVIDE REASONS	OUTCOME OF THE DISCIPLINARY PROCESS	APPLICATION FOR EXEMPTION (YES/NO)	OUTCOME OF THE EXEMPTION (GRANTED/NOT GRANTED/PENDING)
Parow	SGT	Failed to complete DV registers after he attended a DV incident	N/A	No referral to the CSPS	Written warning	NO	N/A
Philippi East	CST	Fails to comply with DV Act	N/A	No referral to the CSPS	PC case- still under investigation	NO	N/A
Philippi East	CST	Fails to comply with DV Act	N/A	No referral to the CSPS	Corrective counselling	NO	N/A
Philippi East	CST	Fails to comply with DV Act	N/A	No referral to the CSPS	Corrective counselling	NO	N/A
Philippi East	CST	Fails to comply with DV Act	N/A	No referral to the CSPS	PC case-still under investigation	NO	N/A
Thembalethu	CST	Member failed to complete DV registers SAPS 508(a)&(b)	N/A	No referral to the CSPS	Correcting counselling	NO	N/A
Worcester	TYPIST	Docket was wrongly cas	N/A	No referral to the CSPS	No steps	NO	N/A
Worcester	CST	Failure to complete saps (a)&(b)	N/A	No referral to the CSPS	Counselling	NO	N/A
Worcester	SGT	Failure to complete saps (a)(b)	N/A	No referral to the CSPS	Counselling	NO	N/A
Worcester	CST	Failure to complete saps 508(a)(b)	N/A	No referral to the CSPS		NO	N/A
Worcester	W/O	Complainant was shown away from the csc, member did not comply	N/A	No referral to the CSPS	Written warning	NO	N/A
Worcester	CST	Member did not open a docket, he send the complainant back to the station	N/A	No referral to the CSPS	Written warning	NO	N/A
Ravensmead	CST	Member did not complete DV full registers details	N/A	No referral to the CSPS	Not guilty	No	N/A

POLICE STATION	RANK	NATURE OF NON-COMPLIANCE	RECOMMENDATION BY THE CSPS	IF NO RECOMMENDATION MADE – PROVIDE REASONS	OUTCOME OF THE DISCIPLINARY PROCESS	APPLICATION FOR EXEMPTION (YES/NO)	OUTCOME OF THE EXEMPTION (GRANTED/NOT GRANTED/PENDING)
Ravensmead	W/O	Member did not complete details in full on DV register	N/A	No referral to the CSPS	Not guilty	No	N/A
Ravensmead	CST	Member failed to complete DV register properly	N/A	No referral to the CSPS	Not guilty	No	N/A
Ravensmead		Member failed to complete DV register properly	N/A	No referral to the CSPS	Verbal warning	No	N/A
Strand	SGT	Register not completed	N/A	No referral to the CSPS	Written warning	No	N/A
Strand	CST	No OB entry made	N/A	No referral to the CSPS	No steps	No	N/A
Strand	CST	Registers not completed	N/A	No referral to the CSPS	No steps	No	N/A
Strand	SGT	Registers not completed	N/A	No referral to the CSPS	No steps	No	N/A

MANAGEMENT OF NON-COMPLIANCE

PROVINCE	POLICE STATION NAME	NUMBER OF NON-COMPLIANCE REPORTED	DISCIPLINARY PROCEEDINGS INITIATED	OUTCOME OF DISCIPLINARY PROCESS	APPLICATION FOR EXEMPTION	EXEMPTIONS GRANTED
EC	Joza	4	4	Final written warning for all	0	0
FS	Batho	7	7	DS2	0	0
	Bayswater	4	4	DS3, DS1	0	0
	Bethlehem	5	4	DS1,DS2	0	0
	Bloemspruit	8	8	DS2	0	0
	Dealesville	4	4	Still under investigation	0	0
	Heidedal	4	4	DS2	0	0
	Heilbron	4	4	DS2	0	0
	Koffiefontein	1	1	Verbal warning	0	0
	Koppies	3	3	DS1	0	0
	Kroonstad	1	1	DS1	0	0
	Meloding	3	3	Written warning (D53)	0	0
	Namahadi	1	1	Verbal warning	0	0
	Navalsig	2	2		0	0
	Parkroad	4	4	Remedial steps, verbal warning	0	0
	Paul Roux	2	2	DS1,DS2	0	0
	Phutaditjhaba	12	12	Written warning (DS3),verbal warning (DS2),remedial steps (DS1)	0	0
	Sasolburg	13	11	DS1,DS2	0	0
	Steunmekaar	1	1	Verbal warning	0	0
	Steynsrus	2	2	Still outstanding	0	0
	Tseki	4	2	DS 2,DS	0	0
	Tseseng	1	1	DS2	0	0
	Vanstadensrus	2	2	Written warning	0	0
	Ventersburg	6	6	DS3,DS2	0	0
Viljoenskroon	1	1	Verbal warning	0	0	
Wepener	4	4	DSI	0	0	
Zamdela	7	7	Verbal warning,DS2	0	0	
GP	Sebenza	4	2	Verbal warning	0	0
KZN	Bayview	3	3	Verbal warning	0	0
	Durban North	2	2	Verbal warning	0	0
	Mkhuze	1	1	Member found not guilty	0	0
	Point	2	1		1	0
LP	Lulekani	2	2	Verbal warning	0	0
	Mankweng	16	16	Counseling	0	0
	Polokwane	4	4	DS2	0	0
	Tzaneen	18	18	Verbal warning,DS1,DS2	0	0
	Waterval	3	3	Verbal warning	0	0
MP	Evander	2	1	Verbal warning	0	0
NW	Mahikeng	4	4	Verbal warning	0	0
WC	Beaufort West	2	2	Verbal warning	0	0
	Belhar	4	4	Written warning, final written warning	0	0
	Bellville South	1	1	No steps	0	0

PROVINCE	POLICE STATION NAME	NUMBER OF NON-COMPLIANCE REPORTED	DISCIPLINARY PROCEEDINGS INITIATED	OUTCOME OF DISCIPLINARY PROCESS	APPLICATION FOR EXEMPTION	EXEMPTIONS GRANTED
	Bothasig	1	1	Pending	0	0
	Bredasdorp	1	1	No steps taken, member attended to the complaint 40 minutes later	1	1
	Citrusdal	1	1	Written warning	0	0
	Goodwood	1	1		0	0
	Harare	3	3	Corrective counseling, unfounded	0	0
	Khayelitsha	5	5	Corrective counselling, withdrawn, verbal warning, 2 pending	0	0
	Kleinvlei	4	4	verbal warning, corrective counseling	0	0
	Langa	2	1	Verbal warning	0	0
	Parow	1	1	Written warning	0	0
	Philippi - East	4	4	PC case- still under investigation, corrective counseling	0	0
	Ravensmead	4	4	Not guilty, verbal warning	0	0
	Strandfontein	4	4	Written warning, no steps	0	0
	Thembalethu	1	1	Correcting counseling	0	0
	Worcester	6	5	No steps, counseling, written warning	0	0
TOTAL	56	216	205		2	1

MEMBERS AS OFFENDERS OF DOMESTIC VIOLENCE

PROVINCE	NAME OF STATION	NUMBER OF MEMBERS	IPO	FPO	DISCIPLINARY PROCEEDINGS	OUTCOMES OF DISCIPLINARY PROCEEDINGS
EC	Cookhouse	2	2	2	2	Suspended
	Ezibeleni	1	0	0	0	
	Gelvandale	1	0	0	1	
	Joza	1	0	1	0	
	King William's Town	2	2	1	0	
	Sterkstroom	1	0	0	0	
	Storms River	1	0	0	0	
	Thornhill	1	0	0	1	Still in progress
	Willowvale	1	0	0	1	Fine
FS	Bethlehem	3	3	0	0	
	Boithuso	1	0	0	0	
	Henneman	1	0	0	0	
	Luckhoff	1	0	0	1	Final written warning
	Mangaung	1	0	0	1	
	Maokeng	2	1	0	0	
	Meloding	1	0	1	1	DPP decline to prosecute 2017/10/19
	Oranjeville	1	0	0	0	
	Parkroad	4	0	0	0	
Phuthaditjhaba	1	0	0	1	Still	

PROVINCE	NAME OF STATION	NUMBER OF MEMBERS	IPO	FPO	DISCIPLINARY PROCEEDINGS	OUTCOMES OF DISCIPLINARY PROCEEDINGS
						pending
	Selosesha	1	0	0	0	
	Smithfield	2	0	0	0	
	Thabong	2	0	0	0	
	Tseki	1	0	1	0	
	Ventersburg	2	1	0	0	
	Viljoenskroon	1	0	0	0	
	Virginia	2	0	1	1	Still pending
	Zamdela	2	1	0	2	No departmental steps
GP	Benoni	1	1	0	0	
	Daveyton	1	1	0	1	Case was unfounded
	Devon	1	0	0	1	Verbal warning
	Katlehong	1	0	0	0	
	Katlehong North	1	1	0	1	Written warning
	Sophiatown	1	1	0	0	
	Vanderbijlpark	1	1	0	0	
KZN	Ekuvukeni	1	1	1	0	
	Ezinqoleni	3	1	1	2	Still pending
	Hibberdene	1	1	0	0	
	Mtubatuba	2	1	0	2	Not yet finalised, internal disciplinary proceeding
	Nyoni	1	0	0	0	
	Pongola	1	0	0	0	
	Port Shepstone	2	0	0	1	
	Southport	2	0	0	0	
LP	Bela Bela	1	0	1	0	
	Lulekani	1	1	0	0	
	Mahwelereng	2	0	0	2	Written warning
MP	Balfour	1	1	0	1	One month suspension without pay
	Lothair	1	1	1	1	
NC	Campbell	1	0	0	1	Still waiting for the process to be finalised.
	De Aar	1	0	0	0	
	Kimberley	1	1	1	1	
	Kuruman	2	0	0	0	
	Loxton	1	0	0	0	
	Marydale	1	0	0	1	Still pending
NW	Boitekong	4	2	0	0	
	Khuma	1	0	0	0	
	Mmabatho	1	1	0	1	
WC	Atlantis	2	0	0	0	
	Beaufort West	1	1	0	1	Verbal warning
	Bellville	1	0	0	1	Pending
	Caledon	1	0	0	1	
	Cape Town	1	0	0	1	
	Conville	1	0	0	1	Written warning

PROVINCE	NAME OF STATION	NUMBER OF MEMBERS	IPO	FPO	DISCIPLINARY PROCEEDINGS	OUTCOMES OF DISCIPLINARY PROCEEDINGS
	Delft	1	0	0	1	Written warning
	Franschoek	1	0	0	1	Not guilty
	Graafwater	1	1	1	0	
	Grassy Park	1	1	1	1	Member granted with a verbal warning.
	Groot Brakrivier	1	0	0	1	Matter not finalised
	Harare	1	0	0	1	Final written warning. DR117/207 PC911/2017
	Heidelberg	1	0	0	1	Written warning
	Hopefield	1	0	0	0	
	Kensington	1	1	0	1	Pending
	Kleinvlei	2	0	1	2	Verbal warning, pending-still under investigation
	Kraaifontein	2	1	0	2	Dismissal, corrective counseling
	Kuils river	1	0	0	1	Written warning
	Kwanonqaba	1	0	0	1	Withdrawn during trial by complainant.
	Ladismith	4	0	0	4	No steps, final Written warning
	Langa	1	0	0	1	Written warning
	Malmesbury	1	1	1	1	No steps against the member.
	Milnerton	1	0	0	0	
	Mitchells Plain	3	3	3	3	
	Moorreesburg	2	0	0	2	No steps, corrective counseling
	Oudtshoorn	1	0	0	1	No steps were taken. application for exemption-done
	Paarl	2	2	2	1	No steps
	Paarl East	1	0	0	1	
	Pacaltsdorp	1	1	1	0	
	Plettenburg Bay	1	0	0	1	
	Prince Albert	2	0	0	2	corrective counseling, written warning
	Riversdale	1	0	0	1	No steps
	Riversondered	2	2	0	1	GRANTED Written warning
	Robertson	1	1	0	1	Written warning
	Struisbaai	2	2	1	2	
	Swellendam	1	0	0	1	No steps
	Thembaletu	1	0	0	1	No steps (victim withdraw the case)
	Touws River	1	0	0	0	
	Wolseley	1	1	1	1	Pending at PC's office
	Worcester	1	0	0	1	Counseling
TOTAL	96	132	44	24	72	

ANNEXURE B: COMPLIANCE LEVELS PER POLICE STATION

EASTERN CAPE		
POLICE STATION NAME	%	COMPLIANCE LEVEL
ALIWAL NORTH	100	FULL COMPLIANCE
HANKEY	100	FULL COMPLIANCE
UITENHAGE	100	FULL COMPLIANCE
GONUBIE	99.14	SIGNIFICANT COMPLIANCE
BEACON BAY	98.28	SIGNIFICANT COMPLIANCE
BITYI	98.28	SIGNIFICANT COMPLIANCE
CRADOCK	98.28	SIGNIFICANT COMPLIANCE
FORT BEAUFORT	98.28	SIGNIFICANT COMPLIANCE
MOTHERWELL	98.28	SIGNIFICANT COMPLIANCE
PALMETFONTEIN	98.28	SIGNIFICANT COMPLIANCE
PORT ALFRED	98.28	SIGNIFICANT COMPLIANCE
STERKSPRUIT	98.28	SIGNIFICANT COMPLIANCE
WILLOWMORE	98.28	SIGNIFICANT COMPLIANCE
BARKLY EAST	97.41	SIGNIFICANT COMPLIANCE
BATHURST	97.41	SIGNIFICANT COMPLIANCE
GRAAFF-REINET	97.41	SIGNIFICANT COMPLIANCE
IDA	97.41	SIGNIFICANT COMPLIANCE
JOZA	97.41	SIGNIFICANT COMPLIANCE
MALETSWAI	97.41	SIGNIFICANT COMPLIANCE
RHODES	97.41	SIGNIFICANT COMPLIANCE
ROSSOUW	97.41	SIGNIFICANT COMPLIANCE
SEAFIELD	97.41	SIGNIFICANT COMPLIANCE
ABERDEEN	96.55	SIGNIFICANT COMPLIANCE
BELL	96.55	SIGNIFICANT COMPLIANCE
CAMBRIDGE	96.55	SIGNIFICANT COMPLIANCE
DUNCAN VILLAGE	96.55	SIGNIFICANT COMPLIANCE
FLOUKRAAL	96.55	SIGNIFICANT COMPLIANCE
KABEGA PARK	96.55	SIGNIFICANT COMPLIANCE
KAMESH	96.55	SIGNIFICANT COMPLIANCE
INYIBIBA	95.69	SIGNIFICANT COMPLIANCE
KAT-KOP	95.69	SIGNIFICANT COMPLIANCE
MLUNGISI	95.69	SIGNIFICANT COMPLIANCE
VENTERSTAD	95.69	SIGNIFICANT COMPLIANCE
ADELAIDE	94.83	SIGNIFICANT COMPLIANCE
BUFFALO FLATS	94.83	SIGNIFICANT COMPLIANCE
COFIMVABA	94.83	SIGNIFICANT COMPLIANCE
ELLIOT	94.83	SIGNIFICANT COMPLIANCE
LUSIKISIKI	94.83	SIGNIFICANT COMPLIANCE
MOUNT FRERE	94.83	SIGNIFICANT COMPLIANCE

EASTERN CAPE		
POLICE STATION NAME	%	COMPLIANCE LEVEL
MQANDULI	94.83	SIGNIFICANT COMPLIANCE
MZAMBA	94.83	SIGNIFICANT COMPLIANCE
NGQELENI	94.83	SIGNIFICANT COMPLIANCE
JANSENVILLE	93.97	SIGNIFICANT COMPLIANCE
LADY FRERE	93.97	SIGNIFICANT COMPLIANCE
MDANTSANE	93.97	SIGNIFICANT COMPLIANCE
MOUNT ROAD	93.97	SIGNIFICANT COMPLIANCE
MTHATHA CENTRAL	93.97	SIGNIFICANT COMPLIANCE
NEW BRIGHTON	93.97	SIGNIFICANT COMPLIANCE
STEYNSBURG	93.97	SIGNIFICANT COMPLIANCE
BALFOUR	93.1	SIGNIFICANT COMPLIANCE
BRIDGE CAMP	93.1	SIGNIFICANT COMPLIANCE
CEDARVILLE	93.1	SIGNIFICANT COMPLIANCE
EAST LONDON	93.1	SIGNIFICANT COMPLIANCE
KING WILLIAM'S TOWN	93.1	SIGNIFICANT COMPLIANCE
KWAAIMAN	93.1	SIGNIFICANT COMPLIANCE
VULINDLELA	93.1	SIGNIFICANT COMPLIANCE
ZAMUXOLO	93.1	SIGNIFICANT COMPLIANCE
COFFEE BAY	92.24	SIGNIFICANT COMPLIANCE
GRAHAMSTOWN	92.24	SIGNIFICANT COMPLIANCE
LADY GREY	92.24	SIGNIFICANT COMPLIANCE
MALUTI	92.24	SIGNIFICANT COMPLIANCE
SWARTKOPS	92.24	SIGNIFICANT COMPLIANCE
KAREEDOUW	91.38	SIGNIFICANT COMPLIANCE
NGANGELIZWE	91.38	SIGNIFICANT COMPLIANCE
WHITTLESEA	91.38	SIGNIFICANT COMPLIANCE
BHISHO	90.52	SIGNIFICANT COMPLIANCE
INDWE	90.52	SIGNIFICANT COMPLIANCE
MOLTENO	90.52	SIGNIFICANT COMPLIANCE
KWAZAKHELE	89.66	SIGNIFICANT COMPLIANCE
ZELE	89.66	SIGNIFICANT COMPLIANCE
GELVANDALE	88.79	SIGNIFICANT COMPLIANCE
MATATIELE	88.79	SIGNIFICANT COMPLIANCE
BURGERSDORP	87.93	SIGNIFICANT COMPLIANCE
HUMWOOD	87.93	SIGNIFICANT COMPLIANCE
JEFFREY'S BAY	87.93	SIGNIFICANT COMPLIANCE
PEDDIE	87.93	SIGNIFICANT COMPLIANCE
PHUMALANGA	87.93	SIGNIFICANT COMPLIANCE
ELLIOTDALE	87.07	SIGNIFICANT COMPLIANCE

EASTERN CAPE		
POLICE STATION NAME	%	COMPLIANCE LEVEL
MADEIRA	87.07	SIGNIFICANT COMPLIANCE
MIDDELBURG	87.07	SIGNIFICANT COMPLIANCE
STERKSTROOM	87.07	SIGNIFICANT COMPLIANCE
ZWELITSHA	87.07	SIGNIFICANT COMPLIANCE
ALEXANDRIA	86.21	SIGNIFICANT COMPLIANCE
MT. FLETCHER	86.21	SIGNIFICANT COMPLIANCE
TABASE	86.21	SIGNIFICANT COMPLIANCE
UGIE	86.21	SIGNIFICANT COMPLIANCE
BETHELSDORP	85.34	SIGNIFICANT COMPLIANCE
JAMESTOWN	85.34	SIGNIFICANT COMPLIANCE
KENTON ON SEA	85.34	SIGNIFICANT COMPLIANCE
JOUBERTINA	84.48	SIGNIFICANT COMPLIANCE
NDEVANA	84.48	SIGNIFICANT COMPLIANCE
RIEBEECK EAST	84.48	SIGNIFICANT COMPLIANCE
STEYTLERVILLE	84.48	SIGNIFICANT COMPLIANCE
WALMER	84.48	SIGNIFICANT COMPLIANCE
WILLOWVALE	84.48	SIGNIFICANT COMPLIANCE
AFSONDERING	83.62	SIGNIFICANT COMPLIANCE
KWA-NOBUHLE	83.62	SIGNIFICANT COMPLIANCE
LIBODE	83.62	SIGNIFICANT COMPLIANCE
MACLEAR	83.62	SIGNIFICANT COMPLIANCE
MBIZANA	83.62	SIGNIFICANT COMPLIANCE
QUEENSTOWN	83.62	SIGNIFICANT COMPLIANCE
BAVIAANSKLOOF	82.76	SIGNIFICANT COMPLIANCE
MTONTSASA	82.76	SIGNIFICANT COMPLIANCE
THORNHIL-CISKEI	82.76	SIGNIFICANT COMPLIANCE
ADDO	81.9	SIGNIFICANT COMPLIANCE
BUTTERWORTH	81.9	SIGNIFICANT COMPLIANCE
EZIBELANI	81.9	SIGNIFICANT COMPLIANCE
CATHCART	81.03	SIGNIFICANT COMPLIANCE
KEISKAMMAHOEK	81.03	SIGNIFICANT COMPLIANCE
NGCOBO	81.03	SIGNIFICANT COMPLIANCE
TSOLO	81.03	SIGNIFICANT COMPLIANCE
BEDFORD	80.17	SIGNIFICANT COMPLIANCE
BHOLOTHWA	80.17	SIGNIFICANT COMPLIANCE
SCENERY PARK	80.17	SIGNIFICANT COMPLIANCE
STORMS RIVER	80.17	SIGNIFICANT COMPLIANCE
ALGOA PARK	79.31	SIGNIFICANT COMPLIANCE
DUTYWA	79.31	SIGNIFICANT COMPLIANCE

EASTERN CAPE		
POLICE STATION NAME	%	COMPLIANCE LEVEL
HUMANSDORP	79.31	SIGNIFICANT COMPLIANCE
KEI ROAD	79.31	SIGNIFICANT COMPLIANCE
KINKELBOS	79.31	SIGNIFICANT COMPLIANCE
LUKHOLWENI	79.31	SIGNIFICANT COMPLIANCE
ALICE	78.45	SIGNIFICANT COMPLIANCE
DIMBAZA	78.45	SIGNIFICANT COMPLIANCE
IKAMVELIHLE	78.45	SIGNIFICANT COMPLIANCE
MBIZENI	78.45	SIGNIFICANT COMPLIANCE
SOMERSET EAST	78.45	SIGNIFICANT COMPLIANCE
STUTTERHEIM	78.45	SIGNIFICANT COMPLIANCE
HOFMEYER	77.59	SIGNIFICANT COMPLIANCE
MACLEANTOWN	77.59	SIGNIFICANT COMPLIANCE
THORNHILL	77.59	SIGNIFICANT COMPLIANCE
DESPATCH	76.72	SIGNIFICANT COMPLIANCE
FLAGSTAFF	76.72	SIGNIFICANT COMPLIANCE
KWANDENGANE	76.72	SIGNIFICANT COMPLIANCE
MT AYLIFF	76.72	SIGNIFICANT COMPLIANCE
TSOMO	76.72	SIGNIFICANT COMPLIANCE
CALA	75.86	SIGNIFICANT COMPLIANCE
GLEN GREY	75.86	SIGNIFICANT COMPLIANCE
KOMGA	75.86	SIGNIFICANT COMPLIANCE
NEMATO	75.86	SIGNIFICANT COMPLIANCE
WOLWEFONTEIN	75.86	SIGNIFICANT COMPLIANCE
BLUEWATER	75	SIGNIFICANT COMPLIANCE
COOKHOUSE	75	SIGNIFICANT COMPLIANCE
DORDRECHT	75	SIGNIFICANT COMPLIANCE
FORT BROWN	75	SIGNIFICANT COMPLIANCE
KIDDS BEACH	75	SIGNIFICANT COMPLIANCE
NTABANKULU	75	SIGNIFICANT COMPLIANCE
SULENKAMA	75	SIGNIFICANT COMPLIANCE
TYEFU	75	SIGNIFICANT COMPLIANCE
RIETBRON	74.14	SIGNIFICANT COMPLIANCE
SEVEN FOUNTAINS	74.14	SIGNIFICANT COMPLIANCE
ST FRANCIS BAY	74.14	SIGNIFICANT COMPLIANCE
AVONDALE	73.28	SIGNIFICANT COMPLIANCE
ELANDS HEIGHT	73.28	SIGNIFICANT COMPLIANCE
KIRKWOOD	73.28	SIGNIFICANT COMPLIANCE
QUMBU	73.28	SIGNIFICANT COMPLIANCE
HOGSBACK	71.55	SIGNIFICANT COMPLIANCE

EASTERN CAPE		
POLICE STATION NAME	%	COMPLIANCE LEVEL
NGQAMAKHWE	71.55	SIGNIFICANT COMPLIANCE
CENTANE	70.69	SIGNIFICANT COMPLIANCE
CHUNGWA	70.69	SIGNIFICANT COMPLIANCE
DALASILE	70.69	SIGNIFICANT COMPLIANCE
HEALDTOWN	70.69	SIGNIFICANT COMPLIANCE
MPISI	69.83	PARTIAL COMPLIANCE
PUNZANA	69.83	PARTIAL COMPLIANCE
TARKASTAD	69.83	PARTIAL COMPLIANCE
BHOLO	68.97	PARTIAL COMPLIANCE
KLIPPLAAT	68.97	PARTIAL COMPLIANCE
PATENSIE	68.1	PARTIAL COMPLIANCE
KLEINBULHOEK	67.24	PARTIAL COMPLIANCE
NTABETHEMBA	67.24	PARTIAL COMPLIANCE
SEYMOUR	67.24	PARTIAL COMPLIANCE
HLABABOMVU	66.38	PARTIAL COMPLIANCE
STEVE VUKILE TSHWETE	66.38	PARTIAL COMPLIANCE
PORT ST. JOHNS	65.52	PARTIAL COMPLIANCE
ALICEDALE	64.66	PARTIAL COMPLIANCE
DORINGKLOOF	64.66	PARTIAL COMPLIANCE
MIDDLEDRIFT	64.66	PARTIAL COMPLIANCE
CHALUMNA	63.79	PARTIAL COMPLIANCE
KEI BRIDGE	63.79	PARTIAL COMPLIANCE
PATERSON	63.79	PARTIAL COMPLIANCE
TAMARA	62.93	PARTIAL COMPLIANCE
PEARSTON	62.07	PARTIAL COMPLIANCE
COMMITTEES DRIFT	61.21	PARTIAL COMPLIANCE
MOOIPLAAS	59.48	PARTIAL COMPLIANCE
THINAFALLS	59.48	PARTIAL COMPLIANCE
BERLIN	58.62	PARTIAL COMPLIANCE
KEI MOUTH	57.76	PARTIAL COMPLIANCE
MSOBOMVU	56.9	PARTIAL COMPLIANCE
KOLOMANE	56.03	PARTIAL COMPLIANCE
HAMBURG	55.17	PARTIAL COMPLIANCE
ILENGE	55.17	PARTIAL COMPLIANCE
HENDERSON	50.86	PARTIAL COMPLIANCE
MOYENI	50.86	PARTIAL COMPLIANCE
TYLDEN	50.86	PARTIAL COMPLIANCE
KWADESI	48.28	NON-COMPLIANCE
KHUBUSI DRIFT	46.55	NON-COMPLIANCE

EASTERN CAPE		
POLICE STATION NAME	%	COMPLIANCE LEVEL
THOMAS RIVIER	46.55	NON-COMPLIANCE

FREE STATE		
POLICE STATION NAME	%	COMPLIANCE LEVEL
BETHLEHEM	96.55	SIGNIFICANT COMPLIANCE
BRONVILLE	96.55	SIGNIFICANT COMPLIANCE
NAVALSIG	96.55	SIGNIFICANT COMPLIANCE
WELKOM	96.55	SIGNIFICANT COMPLIANCE
BATHO	94.83	SIGNIFICANT COMPLIANCE
KOPANONG	94.83	SIGNIFICANT COMPLIANCE
TSESENG	93.97	SIGNIFICANT COMPLIANCE
CLARENCE	93.1	SIGNIFICANT COMPLIANCE
CLOCOLAN	93.1	SIGNIFICANT COMPLIANCE
MARQUARD	93.1	SIGNIFICANT COMPLIANCE
TSEKI	93.1	SIGNIFICANT COMPLIANCE
ROSENDAL	92.24	SIGNIFICANT COMPLIANCE
DEWETSDORP	91.38	SIGNIFICANT COMPLIANCE
PHUTADITJHABA	91.38	SIGNIFICANT COMPLIANCE
SELOSESHA	91.38	SIGNIFICANT COMPLIANCE
VIRGINIA	91.38	SIGNIFICANT COMPLIANCE
VREDE	91.38	SIGNIFICANT COMPLIANCE
WARDEN	90.52	SIGNIFICANT COMPLIANCE
BRANDFORT	89.66	SIGNIFICANT COMPLIANCE
FICKSBURG	89.66	SIGNIFICANT COMPLIANCE
MANGAUNG	89.66	SIGNIFICANT COMPLIANCE
SENEKAL	89.66	SIGNIFICANT COMPLIANCE
THEUNISSEN	89.66	SIGNIFICANT COMPLIANCE
WEPENER	89.66	SIGNIFICANT COMPLIANCE
GLEN	88.79	SIGNIFICANT COMPLIANCE
MELODING	88.79	SIGNIFICANT COMPLIANCE
BAINSVLEI	87.93	SIGNIFICANT COMPLIANCE
HOOPSTAD	87.93	SIGNIFICANT COMPLIANCE
NAMAHADI	87.93	SIGNIFICANT COMPLIANCE
PETURS STEYN	87.93	SIGNIFICANT COMPLIANCE
GARIEP DAM	87.07	SIGNIFICANT COMPLIANCE
ALLANRIDGE	86.21	SIGNIFICANT COMPLIANCE
BOTHAVILLE	86.21	SIGNIFICANT COMPLIANCE
DEALSVILLE	86.21	SIGNIFICANT COMPLIANCE
HENNENMAN	86.21	SIGNIFICANT COMPLIANCE

FREE STATE		
POLICE STATION NAME	%	COMPLIANCE LEVEL
KROONSTAD	86.21	SIGNIFICANT COMPLIANCE
STEUNMEKAAR	86.21	SIGNIFICANT COMPLIANCE
VERKYKERSKOP	86.21	SIGNIFICANT COMPLIANCE
BOTSHABELO	85.34	SIGNIFICANT COMPLIANCE
BOSHOF	84.48	SIGNIFICANT COMPLIANCE
HARRISMITH	84.48	SIGNIFICANT COMPLIANCE
KOPPIES	84.48	SIGNIFICANT COMPLIANCE
LINDLEY	84.48	SIGNIFICANT COMPLIANCE
ZAMDELA	84.48	SIGNIFICANT COMPLIANCE
VENTERSBURG	83.62	SIGNIFICANT COMPLIANCE
BAYSWATER	82.76	SIGNIFICANT COMPLIANCE
BETHULIE	82.76	SIGNIFICANT COMPLIANCE
HEIDEDAL	82.76	SIGNIFICANT COMPLIANCE
JACOBSDAL	82.76	SIGNIFICANT COMPLIANCE
THABONG	82.76	SIGNIFICANT COMPLIANCE
VAN STADENSUS	82.76	SIGNIFICANT COMPLIANCE
BULTFONTEIN	81.9	SIGNIFICANT COMPLIANCE
KOFFIEFONTEIN	81.9	SIGNIFICANT COMPLIANCE
MAKWANE	81.9	SIGNIFICANT COMPLIANCE
VILJOENSKROON	81.9	SIGNIFICANT COMPLIANCE
ARLINGTON	81.03	SIGNIFICANT COMPLIANCE
HERTZOGVILLE	81.03	SIGNIFICANT COMPLIANCE
KAGISANONG	81.03	SIGNIFICANT COMPLIANCE
SOUTPAN	81.03	SIGNIFICANT COMPLIANCE
TIERPOORT	81.03	SIGNIFICANT COMPLIANCE
PARKROAD	80.17	SIGNIFICANT COMPLIANCE
TWEELING	80.17	SIGNIFICANT COMPLIANCE
BLOEMSPRUIT	79.31	SIGNIFICANT COMPLIANCE
REDDERSBURG	79.31	SIGNIFICANT COMPLIANCE
PHILIPPOLIS	77.59	SIGNIFICANT COMPLIANCE
HEILBRON	76.72	SIGNIFICANT COMPLIANCE
MEMEL	76.72	SIGNIFICANT COMPLIANCE
BOITHUSO	75.86	SIGNIFICANT COMPLIANCE
ODENDAALSUS	75.86	SIGNIFICANT COMPLIANCE
TROMPSBURG	75.86	SIGNIFICANT COMPLIANCE
VILJOENSDRIFT	75.86	SIGNIFICANT COMPLIANCE
FAURESMITH	75	SIGNIFICANT COMPLIANCE
PARYS	75	SIGNIFICANT COMPLIANCE
REITZ	75	SIGNIFICANT COMPLIANCE

FREE STATE		
POLICE STATION NAME	%	COMPLIANCE LEVEL
SASOLBURG	75	SIGNIFICANT COMPLIANCE
FOURIESBURG	74.14	SIGNIFICANT COMPLIANCE
MAOKENG	74.14	SIGNIFICANT COMPLIANCE
WINBURG	74.14	SIGNIFICANT COMPLIANCE
ROUXVILLE	73.28	SIGNIFICANT COMPLIANCE
WESSELSBRON	73.28	SIGNIFICANT COMPLIANCE
LADYBRAND	72.41	SIGNIFICANT COMPLIANCE
VERKEERDEVLEI	72.41	SIGNIFICANT COMPLIANCE
VILLIERS	72.41	SIGNIFICANT COMPLIANCE
LUCKHOFF	71.55	SIGNIFICANT COMPLIANCE
PAUL ROUX	71.55	SIGNIFICANT COMPLIANCE
GOEDEMOED	70.69	SIGNIFICANT COMPLIANCE
HOBHOUSE	70.69	SIGNIFICANT COMPLIANCE
MAFUBE	70.69	SIGNIFICANT COMPLIANCE
TUMAHOLE	70.69	SIGNIFICANT COMPLIANCE
ZASTRON	69.83	PARTIAL COMPLIANCE
DENEYSVILLE	67.24	PARTIAL COMPLIANCE
EDENBURG	67.24	PARTIAL COMPLIANCE
KOMMISSIPOORT	67.24	PARTIAL COMPLIANCE
PETRUSBURG	67.24	PARTIAL COMPLIANCE
EXCELSIOR	66.38	PARTIAL COMPLIANCE
JAGERSFONTEIN	66.38	PARTIAL COMPLIANCE
STEYNSRUS	66.38	PARTIAL COMPLIANCE
VIERFONTEIN	65.52	PARTIAL COMPLIANCE
ROADSIDE	64.66	PARTIAL COMPLIANCE
EDENVILLE	63.79	PARTIAL COMPLIANCE
VREDEFORT	63.79	PARTIAL COMPLIANCE
CORNELIA	62.93	PARTIAL COMPLIANCE
SMITHFIELD	62.93	PARTIAL COMPLIANCE
SPRINGFONTEIN	62.07	PARTIAL COMPLIANCE
THABA-NCHU	60.34	PARTIAL COMPLIANCE
HEUNINGSPRUIT	58.62	PARTIAL COMPLIANCE
TWEESPRUIT	57.76	PARTIAL COMPLIANCE
WANDA	55.17	PARTIAL COMPLIANCE
KESTELL	49.14	NON-COMPLIANCE
ORANJEVILLE	49.14	NON-COMPLIANCE

GAUTENG		
POLICE STATION NAME	%	COMPLIANCE LEVEL
CARLETONVILLE	100	FULL COMPLIANCE
FAIRLANDS	100	FULL COMPLIANCE
HONEYDEW	100	FULL COMPLIANCE
IVORY PARK	100	FULL COMPLIANCE
MIDRAND	100	FULL COMPLIANCE
MOROKA	100	FULL COMPLIANCE
RABIE RIDGE	100	FULL COMPLIANCE
RANDBURG	100	FULL COMPLIANCE
SEBOKENG	100	FULL COMPLIANCE
SHARPEVILLE	100	FULL COMPLIANCE
PRETORIA NORTH	99.14	SIGNIFICANT COMPLIANCE
DE DEUR	98.28	SIGNIFICANT COMPLIANCE
GARSFONTEIN	98.28	SIGNIFICANT COMPLIANCE
JABULANI	98.28	SIGNIFICANT COMPLIANCE
KAGISO	98.28	SIGNIFICANT COMPLIANCE
KHUTSONG	98.28	SIGNIFICANT COMPLIANCE
KLIPTOWN	98.28	SIGNIFICANT COMPLIANCE
LENASIA	98.28	SIGNIFICANT COMPLIANCE
LINDEN	98.28	SIGNIFICANT COMPLIANCE
MAGALIESBURG	98.28	SIGNIFICANT COMPLIANCE
MAMELODI EAST	98.28	SIGNIFICANT COMPLIANCE
MEYERTON	98.28	SIGNIFICANT COMPLIANCE
ORANGE FARMS	98.28	SIGNIFICANT COMPLIANCE
ORLANDO	98.28	SIGNIFICANT COMPLIANCE
RANDFONTEIN	98.28	SIGNIFICANT COMPLIANCE
SANDRINGHAM	98.28	SIGNIFICANT COMPLIANCE
SANDTON	98.28	SIGNIFICANT COMPLIANCE
THE BARRAGE	98.28	SIGNIFICANT COMPLIANCE
TOKOZA	98.28	SIGNIFICANT COMPLIANCE
VOSLOORUS	98.28	SIGNIFICANT COMPLIANCE
EDENPARK	97.41	SIGNIFICANT COMPLIANCE
ELDORADO PARK	97.41	SIGNIFICANT COMPLIANCE
KRUGERSDORP	97.41	SIGNIFICANT COMPLIANCE
BOIPATONG	96.55	SIGNIFICANT COMPLIANCE
BOOYSENS	96.55	SIGNIFICANT COMPLIANCE
CLEVELAND	96.55	SIGNIFICANT COMPLIANCE
DAWN PARK	96.55	SIGNIFICANT COMPLIANCE
DUNNOTTAR	96.55	SIGNIFICANT COMPLIANCE
EERSTERUST	96.55	SIGNIFICANT COMPLIANCE

GAUTENG		
POLICE STATION NAME	%	COMPLIANCE LEVEL
ENNERDALE	96.55	SIGNIFICANT COMPLIANCE
FLORIDA	96.55	SIGNIFICANT COMPLIANCE
HEKPOORT	96.55	SIGNIFICANT COMPLIANCE
JEPPE	96.55	SIGNIFICANT COMPLIANCE
LENASIA SOUTH	96.55	SIGNIFICANT COMPLIANCE
MULDERSDRIFT	96.55	SIGNIFICANT COMPLIANCE
PARKVIEW	96.55	SIGNIFICANT COMPLIANCE
TEMBISA	96.55	SIGNIFICANT COMPLIANCE
VANDEBIJLPARK	96.55	SIGNIFICANT COMPLIANCE
WELBEKEND	96.55	SIGNIFICANT COMPLIANCE
WESTONARIA	96.55	SIGNIFICANT COMPLIANCE
BRAMLEY	95.69	SIGNIFICANT COMPLIANCE
EKANGALA	95.69	SIGNIFICANT COMPLIANCE
DIEPKLOOF	94.83	SIGNIFICANT COMPLIANCE
DOUGLASDALE	94.83	SIGNIFICANT COMPLIANCE
DUBE	94.83	SIGNIFICANT COMPLIANCE
HILLBROW	94.83	SIGNIFICANT COMPLIANCE
JOHANNESBURG CENTRAL	94.83	SIGNIFICANT COMPLIANCE
KWA THEMA	94.83	SIGNIFICANT COMPLIANCE
MEADOWLANDS	94.83	SIGNIFICANT COMPLIANCE
MOFFATVIEW	94.83	SIGNIFICANT COMPLIANCE
PRETORIA CENTRAL	94.83	SIGNIFICANT COMPLIANCE
PUTFONTEIN	94.83	SIGNIFICANT COMPLIANCE
ROODEPOORT	94.83	SIGNIFICANT COMPLIANCE
SINOVILLE	94.83	SIGNIFICANT COMPLIANCE
SOPHIATOWN	94.83	SIGNIFICANT COMPLIANCE
TARLTON	94.83	SIGNIFICANT COMPLIANCE
YEOVILLE	94.83	SIGNIFICANT COMPLIANCE
BRACKENDOWNS	93.97	SIGNIFICANT COMPLIANCE
BRAKPAN	93.97	SIGNIFICANT COMPLIANCE
KEMPTON PARK	93.97	SIGNIFICANT COMPLIANCE
KLIPRIVIER	93.97	SIGNIFICANT COMPLIANCE
SUNNYSIDE	93.97	SIGNIFICANT COMPLIANCE
TEMBA	93.97	SIGNIFICANT COMPLIANCE
DAVEYTON	93.1	SIGNIFICANT COMPLIANCE
DEVON	93.1	SIGNIFICANT COMPLIANCE
DIEPSLOOT	93.1	SIGNIFICANT COMPLIANCE
EDENVALE	93.1	SIGNIFICANT COMPLIANCE
KATLEHONG	93.1	SIGNIFICANT COMPLIANCE

GAUTENG		
POLICE STATION NAME	%	COMPLIANCE LEVEL
LANGLAAGTE	93.1	SIGNIFICANT COMPLIANCE
MONDEOR	93.1	SIGNIFICANT COMPLIANCE
PROTEA GLEN	93.1	SIGNIFICANT COMPLIANCE
SPRINGS	93.1	SIGNIFICANT COMPLIANCE
THEMBISA SOUTH	93.1	SIGNIFICANT COMPLIANCE
BEKKERSDAL	92.24	SIGNIFICANT COMPLIANCE
GA-RANKUWA	92.24	SIGNIFICANT COMPLIANCE
GERMISTON	92.24	SIGNIFICANT COMPLIANCE
PRETORIA MOOT	92.24	SIGNIFICANT COMPLIANCE
BROOKLYN	91.38	SIGNIFICANT COMPLIANCE
ERASMIA	91.38	SIGNIFICANT COMPLIANCE
HAMMANSKRAAL	91.38	SIGNIFICANT COMPLIANCE
OLIFANTSFONTEIN	90.52	SIGNIFICANT COMPLIANCE
ROSEBANK	90.52	SIGNIFICANT COMPLIANCE
WONDERBOOM POORT	90.52	SIGNIFICANT COMPLIANCE
BENONI	89.66	SIGNIFICANT COMPLIANCE
CRYSTAL PARK	89.66	SIGNIFICANT COMPLIANCE
DOBSONVILLE	89.66	SIGNIFICANT COMPLIANCE
PRETORIA WEST	89.66	SIGNIFICANT COMPLIANCE
RATANDA	89.66	SIGNIFICANT COMPLIANCE
ALEXANDRA	88.79	SIGNIFICANT COMPLIANCE
BOKSBURG NORTH	88.79	SIGNIFICANT COMPLIANCE
ELSBURG	88.79	SIGNIFICANT COMPLIANCE
LAUDIUM	88.79	SIGNIFICANT COMPLIANCE
MAMELODI	88.79	SIGNIFICANT COMPLIANCE
SEBENZA	88.79	SIGNIFICANT COMPLIANCE
BOSCHKOP	87.93	SIGNIFICANT COMPLIANCE
LOATE	87.93	SIGNIFICANT COMPLIANCE
NORWOOD	87.93	SIGNIFICANT COMPLIANCE
RIETGAT	87.93	SIGNIFICANT COMPLIANCE
SILVERTON	87.93	SIGNIFICANT COMPLIANCE
AKASIA	87.07	SIGNIFICANT COMPLIANCE
BEDFORDVIEW	87.07	SIGNIFICANT COMPLIANCE
CULLINAN	87.07	SIGNIFICANT COMPLIANCE
HEIDELBERG	87.07	SIGNIFICANT COMPLIANCE
VILLERIA	87.07	SIGNIFICANT COMPLIANCE
ALBERTON	86.21	SIGNIFICANT COMPLIANCE
ATTERIDGEVILLE	86.21	SIGNIFICANT COMPLIANCE
EVATON	86.21	SIGNIFICANT COMPLIANCE

GAUTENG		
POLICE STATION NAME	%	COMPLIANCE LEVEL
KATLEHONG NORTH	86.21	SIGNIFICANT COMPLIANCE
WEDELA	86.21	SIGNIFICANT COMPLIANCE
WIERDABRUG	86.21	SIGNIFICANT COMPLIANCE
LYTTELTON	85.34	SIGNIFICANT COMPLIANCE
NORKEM PARK	85.34	SIGNIFICANT COMPLIANCE
HERCULES	84.48	SIGNIFICANT COMPLIANCE
OLIEVENHOUTBOSCH	84.48	SIGNIFICANT COMPLIANCE
SOSHANGUVE	84.48	SIGNIFICANT COMPLIANCE
VEREENIGING	84.48	SIGNIFICANT COMPLIANCE
ACTONVILLE	83.62	SIGNIFICANT COMPLIANCE
FOSCHVILLE	82.76	SIGNIFICANT COMPLIANCE
BRONKHORSTSPRUIT	81.9	SIGNIFICANT COMPLIANCE
KAMEELDRIFT	80.17	SIGNIFICANT COMPLIANCE
MABOPANE	80.17	SIGNIFICANT COMPLIANCE
TSAKANE	79.31	SIGNIFICANT COMPLIANCE
VAAL MARINA	79.31	SIGNIFICANT COMPLIANCE
ZONKESIZWE	79.31	SIGNIFICANT COMPLIANCE
BOKSBURG	78.45	SIGNIFICANT COMPLIANCE
ETWATWA	78.45	SIGNIFICANT COMPLIANCE
PRIMROSE	69.83	PARTIAL COMPLIANCE
DUDUZA	66.38	PARTIAL COMPLIANCE
BRIXTON	65.52	PARTIAL COMPLIANCE
REIGER PARK	64.66	PARTIAL COMPLIANCE
NALEDI	62.93	PARTIAL COMPLIANCE
NIGEL	56.03	PARTIAL COMPLIANCE

KWAZULU NATAL		
POLICE STATION NAME	%	COMPLIANCE LEVEL
KWA DUKUZA	100	FULL COMPLIANCE
LADYSMITH	100	FULL COMPLIANCE
NEWARK	100	FULL COMPLIANCE
UMHLALI	100	FULL COMPLIANCE
UTRECHT	100	FULL COMPLIANCE
WEENEN	100	FULL COMPLIANCE
EZAKWENI	98.28	SIGNIFICANT COMPLIANCE
GLENCOE	98.28	SIGNIFICANT COMPLIANCE
NEWCASTLE	98.28	SIGNIFICANT COMPLIANCE
SUNDUMBILI	98.28	SIGNIFICANT COMPLIANCE
HLUHLUWE	97.41	SIGNIFICANT COMPLIANCE

KWAZULU NATAL		
POLICE STATION NAME	%	COMPLIANCE LEVEL
KINGSLEY	97.41	SIGNIFICANT COMPLIANCE
MONDLO	97.41	SIGNIFICANT COMPLIANCE
NKANDLA	97.41	SIGNIFICANT COMPLIANCE
EMATSHENI	96.55	SIGNIFICANT COMPLIANCE
MADADENI	96.55	SIGNIFICANT COMPLIANCE
ESHOWE	95.69	SIGNIFICANT COMPLIANCE
HAMMARSDALE	95.69	SIGNIFICANT COMPLIANCE
NTAMBANANA	95.69	SIGNIFICANT COMPLIANCE
COLENSO	94.83	SIGNIFICANT COMPLIANCE
EZINQOLENI	94.83	SIGNIFICANT COMPLIANCE
GREENWOOD PARK	94.83	SIGNIFICANT COMPLIANCE
NQUTU	94.83	SIGNIFICANT COMPLIANCE
RICHARDS BAY	94.83	SIGNIFICANT COMPLIANCE
AMANGWE	93.97	SIGNIFICANT COMPLIANCE
ESCOURT	93.97	SIGNIFICANT COMPLIANCE
MEHLOMNYAMA	93.97	SIGNIFICANT COMPLIANCE
MKUZE	93.97	SIGNIFICANT COMPLIANCE
NEWLANDS EAST	93.97	SIGNIFICANT COMPLIANCE
WEMBEZI	93.97	SIGNIFICANT COMPLIANCE
EKHOMBE	93.1	SIGNIFICANT COMPLIANCE
EZIBAYENI	93.1	SIGNIFICANT COMPLIANCE
MTUNZINI	93.1	SIGNIFICANT COMPLIANCE
PADDOCK	93.1	SIGNIFICANT COMPLIANCE
PIETERMARITZBURG	93.1	SIGNIFICANT COMPLIANCE
POINT	93.1	SIGNIFICANT COMPLIANCE
PRESTBURG	93.1	SIGNIFICANT COMPLIANCE
TAYLORS HALT	93.1	SIGNIFICANT COMPLIANCE
TOWNHILL	93.1	SIGNIFICANT COMPLIANCE
NTABAMHLOPHE	92.24	SIGNIFICANT COMPLIANCE
BESTERS	91.38	SIGNIFICANT COMPLIANCE
CEZA	91.38	SIGNIFICANT COMPLIANCE
DURBAN NORTH	91.38	SIGNIFICANT COMPLIANCE
HILTON	91.38	SIGNIFICANT COMPLIANCE
MOOI RIVER	91.38	SIGNIFICANT COMPLIANCE
PORT SHEPSTONE	91.38	SIGNIFICANT COMPLIANCE
WASBANK	91.38	SIGNIFICANT COMPLIANCE
AMANZIMTOTI	90.52	SIGNIFICANT COMPLIANCE
HELPMEKAAR	90.52	SIGNIFICANT COMPLIANCE
INANDA	90.52	SIGNIFICANT COMPLIANCE

KWAZULU NATAL		
POLICE STATION NAME	%	COMPLIANCE LEVEL
ISIPINGO	90.52	SIGNIFICANT COMPLIANCE
MBONGOLWANE	90.52	SIGNIFICANT COMPLIANCE
VAN REENEN	90.52	SIGNIFICANT COMPLIANCE
WARTBURG	90.52	SIGNIFICANT COMPLIANCE
BERGVILLE	89.66	SIGNIFICANT COMPLIANCE
MTUBATUBA	89.66	SIGNIFICANT COMPLIANCE
WINTERTON	89.66	SIGNIFICANT COMPLIANCE
BELLAIR	88.79	SIGNIFICANT COMPLIANCE
DANNHAUSER	88.79	SIGNIFICANT COMPLIANCE
LOUWSBURG	88.79	SIGNIFICANT COMPLIANCE
NONGOMA	88.79	SIGNIFICANT COMPLIANCE
CHATSWORTH	87.93	SIGNIFICANT COMPLIANCE
HATTINGSPRUIT	87.93	SIGNIFICANT COMPLIANCE
KWA MSANE	87.93	SIGNIFICANT COMPLIANCE
NDWEDWE	87.93	SIGNIFICANT COMPLIANCE
SCOTTBURGH	87.93	SIGNIFICANT COMPLIANCE
ALEXANDRA ROAD	87.07	SIGNIFICANT COMPLIANCE
BABANANGO	87.07	SIGNIFICANT COMPLIANCE
FOLWENI	87.07	SIGNIFICANT COMPLIANCE
NOTTINGHAM	87.07	SIGNIFICANT COMPLIANCE
NYONI	87.07	SIGNIFICANT COMPLIANCE
UMKOMAAS	87.07	SIGNIFICANT COMPLIANCE
GREYTOWN	86.21	SIGNIFICANT COMPLIANCE
PINETOWN	86.21	SIGNIFICANT COMPLIANCE
PORT EDWARD	86.21	SIGNIFICANT COMPLIANCE
RICHMOND	86.21	SIGNIFICANT COMPLIANCE
UMBUMBULU	86.21	SIGNIFICANT COMPLIANCE
CAMPERDOWN	85.34	SIGNIFICANT COMPLIANCE
MONTCLAIR	85.34	SIGNIFICANT COMPLIANCE
NONDWENI	85.34	SIGNIFICANT COMPLIANCE
TONGAAT	85.34	SIGNIFICANT COMPLIANCE
GROENVLEI	84.48	SIGNIFICANT COMPLIANCE
JOZINI	84.48	SIGNIFICANT COMPLIANCE
MSINSINI	84.48	SIGNIFICANT COMPLIANCE
EKUVUKENI	83.62	SIGNIFICANT COMPLIANCE
ULUNDI	83.62	SIGNIFICANT COMPLIANCE
UMLAZI	83.62	SIGNIFICANT COMPLIANCE
HILLCREST	82.76	SIGNIFICANT COMPLIANCE
THORNVILLE	82.76	SIGNIFICANT COMPLIANCE

KWAZULU NATAL		
POLICE STATION NAME	%	COMPLIANCE LEVEL
NETWORTH	82.76	SIGNIFICANT COMPLIANCE
MPUNGAMHLOPHE	81.9	SIGNIFICANT COMPLIANCE
OSIZWENI	81.9	SIGNIFICANT COMPLIANCE
CHARLESTOWN	81.03	SIGNIFICANT COMPLIANCE
DURBAN CENTRAL	81.03	SIGNIFICANT COMPLIANCE
GLENDALE	81.03	SIGNIFICANT COMPLIANCE
MADADENI	81.03	SIGNIFICANT COMPLIANCE
MARGATE	81.03	SIGNIFICANT COMPLIANCE
NDUMO	81.03	SIGNIFICANT COMPLIANCE
UPPER TUGELA	81.03	SIGNIFICANT COMPLIANCE
WESTVILLE	81.03	SIGNIFICANT COMPLIANCE
HLABISA	80.17	SIGNIFICANT COMPLIANCE
MUDEN	80.17	SIGNIFICANT COMPLIANCE
HIGHFLATS	79.31	SIGNIFICANT COMPLIANCE
INGOGO	79.31	SIGNIFICANT COMPLIANCE
MAGUDU	79.31	SIGNIFICANT COMPLIANCE
MAYVILLE	79.31	SIGNIFICANT COMPLIANCE
SYDENHAM	79.31	SIGNIFICANT COMPLIANCE
GAMALAKHE	78.45	SIGNIFICANT COMPLIANCE
HLOBANE	78.45	SIGNIFICANT COMPLIANCE
MOUNTAIN RISE	78.45	SIGNIFICANT COMPLIANCE
NSUZE	78.45	SIGNIFICANT COMPLIANCE
PAULPIETERSBURG	78.45	SIGNIFICANT COMPLIANCE
PONGOLA	78.45	SIGNIFICANT COMPLIANCE
SOUTH PORT	78.45	SIGNIFICANT COMPLIANCE
MARIANHILL	77.59	SIGNIFICANT COMPLIANCE
MELMOTH	77.59	SIGNIFICANT COMPLIANCE
MPUMALANGA	77.59	SIGNIFICANT COMPLIANCE
NORMADIEN	77.59	SIGNIFICANT COMPLIANCE
NTUZUMA	77.59	SIGNIFICANT COMPLIANCE
VERULAM	77.59	SIGNIFICANT COMPLIANCE
CATO MANOR	76.72	SIGNIFICANT COMPLIANCE
EMPANGENI	76.72	SIGNIFICANT COMPLIANCE
MID ILLOVO	76.72	SIGNIFICANT COMPLIANCE
EVATT	75.86	SIGNIFICANT COMPLIANCE
HOWICK	75.86	SIGNIFICANT COMPLIANCE
KWAMBONAMBI	75.86	SIGNIFICANT COMPLIANCE
UMZINTO	75.86	SIGNIFICANT COMPLIANCE
ESIKHAWINI	75	SIGNIFICANT COMPLIANCE

KWAZULU NATAL		
POLICE STATION NAME	%	COMPLIANCE LEVEL
HIMEVILE	75	SIGNIFICANT COMPLIANCE
SAWOTI	75	SIGNIFICANT COMPLIANCE
HARBURG	74.14	SIGNIFICANT COMPLIANCE
HARDING	74.14	SIGNIFICANT COMPLIANCE
KWA DABEKA	74.14	SIGNIFICANT COMPLIANCE
KWA MASHU	74.14	SIGNIFICANT COMPLIANCE
PHOENIX	74.14	SIGNIFICANT COMPLIANCE
BHEKITHEMBA	73.28	SIGNIFICANT COMPLIANCE
DALTON	73.28	SIGNIFICANT COMPLIANCE
MBAZWANE	73.28	SIGNIFICANT COMPLIANCE
MSINGA	73.28	SIGNIFICANT COMPLIANCE
BISHOPSTOWE	71.55	SIGNIFICANT COMPLIANCE
INGWAVUMA	71.55	SIGNIFICANT COMPLIANCE
MAPUMULO	71.55	SIGNIFICANT COMPLIANCE
NGOME	71.55	SIGNIFICANT COMPLIANCE
ELANDSLAAGTE	70.69	SIGNIFICANT COMPLIANCE
GLUCKSTADT	70.69	SIGNIFICANT COMPLIANCE
KOKSTAD	70.69	SIGNIFICANT COMPLIANCE
NHLANHLENI	70.69	SIGNIFICANT COMPLIANCE
CRAMOND	69.83	PARTIAL COMPLIANCE
DONNYBROOK	69.83	PARTIAL COMPLIANCE
MPOPHOMENI	69.83	PARTIAL COMPLIANCE
FRANKLIN	68.97	PARTIAL COMPLIANCE
ST FAITHS	68.97	PARTIAL COMPLIANCE
DUNDEE	68.1	PARTIAL COMPLIANCE
INCHANGA	68.1	PARTIAL COMPLIANCE
MAHLABATHINI	68.1	PARTIAL COMPLIANCE
BRIGHTON BEACH	67.24	PARTIAL COMPLIANCE
GOWAN LEA	67.24	PARTIAL COMPLIANCE
RIETVEI	67.24	PARTIAL COMPLIANCE
EMANGUZI	66.38	PARTIAL COMPLIANCE
NEW HANOVER	66.38	PARTIAL COMPLIANCE
UMBIO	66.38	PARTIAL COMPLIANCE
VRYHEID	66.38	PARTIAL COMPLIANCE
BEREA	65.52	PARTIAL COMPLIANCE
DUDUDU	65.52	PARTIAL COMPLIANCE
KWAMAKUTHA	65.52	PARTIAL COMPLIANCE
LAMONTVILLE	65.52	PARTIAL COMPLIANCE
CREIGHTON	64.66	PARTIAL COMPLIANCE

KWAZULU NATAL		
POLICE STATION NAME	%	COMPLIANCE LEVEL
GINGINDLOVU	64.66	PARTIAL COMPLIANCE
BAYVIEW	63.79	PARTIAL COMPLIANCE
EMATIMATOLO	63.79	PARTIAL COMPLIANCE
IXOPO	63.79	PARTIAL COMPLIANCE
BOSTON	62.07	PARTIAL COMPLIANCE
MALVERN	62.07	PARTIAL COMPLIANCE
PLESSISLAER	62.07	PARTIAL COMPLIANCE
UMZIMKHULU	61.21	PARTIAL COMPLIANCE
INTSIKENI	60.34	PARTIAL COMPLIANCE
IMPENDLE	58.62	PARTIAL COMPLIANCE
KRANSKOP	56.9	PARTIAL COMPLIANCE
SWARTBERG	56.9	PARTIAL COMPLIANCE
KWANDENGEZI	56.03	PARTIAL COMPLIANCE
BULWER	54.31	PARTIAL COMPLIANCE
HIBBERDENE	51.72	PARTIAL COMPLIANCE
IBISI	50	PARTIAL COMPLIANCE
UMSUNDUSI	42.24	NON-COMPLIANCE

LIMPOPO		
POLICE STATION NAME	%	COMPLIANCE LEVEL
MPHEPHU	94.83	SIGNIFICANT COMPLIANCE
MUSINA	93.1	SIGNIFICANT COMPLIANCE
MANKWENG	92.24	SIGNIFICANT COMPLIANCE
MOKOPANE	91.38	SIGNIFICANT COMPLIANCE
POLOKWANE	91.38	SIGNIFICANT COMPLIANCE
LEPHALALE	90.52	SIGNIFICANT COMPLIANCE
RUST DE WINTER	90.52	SIGNIFICANT COMPLIANCE
TINMYNE	89.66	SIGNIFICANT COMPLIANCE
BELA-BELA	88.79	SIGNIFICANT COMPLIANCE
MODJADJISKLOOF	88.79	SIGNIFICANT COMPLIANCE
TOM BURKE	88.79	SIGNIFICANT COMPLIANCE
VAALWATER	88.79	SIGNIFICANT COMPLIANCE
WATERVAL	88.79	SIGNIFICANT COMPLIANCE
SENWABARWANA	87.93	SIGNIFICANT COMPLIANCE
THABAZIMBI	87.93	SIGNIFICANT COMPLIANCE
GILEAD	87.07	SIGNIFICANT COMPLIANCE
HOEDSPRUIT	87.07	SIGNIFICANT COMPLIANCE
MAHWELERENG	87.07	SIGNIFICANT COMPLIANCE
MAKHADO	87.07	SIGNIFICANT COMPLIANCE

LIMPOPO		
POLICE STATION NAME	%	COMPLIANCE LEVEL
THOHOYANDOU	87.07	SIGNIFICANT COMPLIANCE
VUWANI	87.07	SIGNIFICANT COMPLIANCE
MASEMOLA	86.21	SIGNIFICANT COMPLIANCE
MOGWADI	86.21	SIGNIFICANT COMPLIANCE
GRAVELOTTE	85.34	SIGNIFICANT COMPLIANCE
MAKUYA	85.34	SIGNIFICANT COMPLIANCE
MALIPSDRIFT	84.48	SIGNIFICANT COMPLIANCE
MASHASHANE	84.48	SIGNIFICANT COMPLIANCE
MODIMOLLE	84.48	SIGNIFICANT COMPLIANCE
NABOOMSPRUIT	83.62	SIGNIFICANT COMPLIANCE
SESHEGO	83.62	SIGNIFICANT COMPLIANCE
DWAALBOOM	82.76	SIGNIFICANT COMPLIANCE
SEKHUKHUNE	82.76	SIGNIFICANT COMPLIANCE
ZAAIPLAAS	82.76	SIGNIFICANT COMPLIANCE
BOTLOKWA	81.9	SIGNIFICANT COMPLIANCE
MUTALE	80.17	SIGNIFICANT COMPLIANCE
MAAKE	79.31	SIGNIFICANT COMPLIANCE
SEBAYENG	79.31	SIGNIFICANT COMPLIANCE
TUBATSE	79.31	SIGNIFICANT COMPLIANCE
BOLOBEDU	78.45	SIGNIFICANT COMPLIANCE
LULEKANI	78.45	SIGNIFICANT COMPLIANCE
VILLA NORA	78.45	SIGNIFICANT COMPLIANCE
WESTENBURG	78.45	SIGNIFICANT COMPLIANCE
ZEBEDIELA	78.45	SIGNIFICANT COMPLIANCE
HLOGOTLOU	77.59	SIGNIFICANT COMPLIANCE
NORTHAM	77.59	SIGNIFICANT COMPLIANCE
PIENAARSRIVIER	77.59	SIGNIFICANT COMPLIANCE
SEKGOSESE	77.59	SIGNIFICANT COMPLIANCE
APEL	76.72	SIGNIFICANT COMPLIANCE
GIYANI	76.72	SIGNIFICANT COMPLIANCE
HAENERTSBURG	76.72	SIGNIFICANT COMPLIANCE
JANE FURSE	76.72	SIGNIFICANT COMPLIANCE
MAGATLE	76.72	SIGNIFICANT COMPLIANCE
PHALABORWA	76.72	SIGNIFICANT COMPLIANCE
TZANEEN	76.72	SIGNIFICANT COMPLIANCE
BULGERIVIER	75.86	SIGNIFICANT COMPLIANCE
DENNILTON	75.86	SIGNIFICANT COMPLIANCE
DORSET	75.86	SIGNIFICANT COMPLIANCE
NAMAKGALE	75.86	SIGNIFICANT COMPLIANCE

LIMPOPO		
POLICE STATION NAME	%	COMPLIANCE LEVEL
CUMBERLAND	75	SIGNIFICANT COMPLIANCE
HOOPDAL	75	SIGNIFICANT COMPLIANCE
RANKIN'S PASS	75	SIGNIFICANT COMPLIANCE
SAAMBOURBRUG	75	SIGNIFICANT COMPLIANCE
SILOAM	75	SIGNIFICANT COMPLIANCE
TOLWE	75	SIGNIFICANT COMPLIANCE
MATLALA	74.14	SIGNIFICANT COMPLIANCE
MECKLENBURG	74.14	SIGNIFICANT COMPLIANCE
RITAVI	73.28	SIGNIFICANT COMPLIANCE
ROOIBERG	73.28	SIGNIFICANT COMPLIANCE
HLANGANANI	72.41	SIGNIFICANT COMPLIANCE
TSHILWAVHUSIKU	72.41	SIGNIFICANT COMPLIANCE
TSHITALE	72.41	SIGNIFICANT COMPLIANCE
TUINPLAAS	72.41	SIGNIFICANT COMPLIANCE
MARBLE HALL	71.55	SIGNIFICANT COMPLIANCE
WITPOORT	71.55	SIGNIFICANT COMPLIANCE
BURGERSFORT	69.83	PARTIAL COMPLIANCE
LEBOENG	69.83	PARTIAL COMPLIANCE
MALAMULELE	69.83	PARTIAL COMPLIANCE
ROEDTAN	69.83	PARTIAL COMPLIANCE
LEBOWAKGOMO	68.97	PARTIAL COMPLIANCE
LETSITELE	68.97	PARTIAL COMPLIANCE
NEBO	68.97	PARTIAL COMPLIANCE
SASELAMANI	68.97	PARTIAL COMPLIANCE
TSHAULU	68.97	PARTIAL COMPLIANCE
MASISI	67.24	PARTIAL COMPLIANCE
MOREBENG	67.24	PARTIAL COMPLIANCE
MOTETEMA	67.24	PARTIAL COMPLIANCE
OHRIGSTAD	67.24	PARTIAL COMPLIANCE
TSHAMUTUMBU	67.24	PARTIAL COMPLIANCE
ELANDSKRAAL	66.38	PARTIAL COMPLIANCE
WATERPOORT	66.38	PARTIAL COMPLIANCE
ALLDAYS	65.52	PARTIAL COMPLIANCE
RAKGOADI	65.52	PARTIAL COMPLIANCE
GROBLERSDAL	64.66	PARTIAL COMPLIANCE
MALEBOHO	64.66	PARTIAL COMPLIANCE
ROOSSENEKAL	62.07	PARTIAL COMPLIANCE
MOKWAKWAILA	60.34	PARTIAL COMPLIANCE
VHULAUDZI	59.48	PARTIAL COMPLIANCE

LIMPOPO		
POLICE STATION NAME	%	COMPLIANCE LEVEL
LEVUBU	58.62	PARTIAL COMPLIANCE
MARA	56.03	PARTIAL COMPLIANCE
MUSWODI	50	PARTIAL COMPLIANCE

MPUMALANGA		
POLICE STATION NAME	%	COMPLIANCE LEVEL
MMAMETHAKE	96.55	SIGNIFICANT COMPLIANCE
VAALBANK	96.55	SIGNIFICANT COMPLIANCE
HAZYVIEW	91.38	SIGNIFICANT COMPLIANCE
MIDDLEBURG	91.38	SIGNIFICANT COMPLIANCE
WAKKERSTROOM	90.52	SIGNIFICANT COMPLIANCE
ACORNHOEK	89.66	SIGNIFICANT COMPLIANCE
SECUNDA	88.79	SIGNIFICANT COMPLIANCE
TWEEFONTEIN	88.79	SIGNIFICANT COMPLIANCE
VOLKSRUST	88.79	SIGNIFICANT COMPLIANCE
ERMELO	87.07	SIGNIFICANT COMPLIANCE
KABOKWENI	87.07	SIGNIFICANT COMPLIANCE
LESLIE	86.21	SIGNIFICANT COMPLIANCE
LYDENBURG	86.21	SIGNIFICANT COMPLIANCE
PIET RETIEF	86.21	SIGNIFICANT COMPLIANCE
WATERVAL BOVEN	86.21	SIGNIFICANT COMPLIANCE
BLINKPAN	85.34	SIGNIFICANT COMPLIANCE
BREYTEN	84.48	SIGNIFICANT COMPLIANCE
KWAGGAFONTEIN	84.48	SIGNIFICANT COMPLIANCE
EMZINONI	83.62	SIGNIFICANT COMPLIANCE
BUSHBUCKRIDGE	82.76	SIGNIFICANT COMPLIANCE
PERDEKOP	82.76	SIGNIFICANT COMPLIANCE
WITBANK	82.76	SIGNIFICANT COMPLIANCE
ELUKWATINI	81.9	SIGNIFICANT COMPLIANCE
PILGRIMS' REST	81.9	SIGNIFICANT COMPLIANCE
SIYABUSWA	81.9	SIGNIFICANT COMPLIANCE
CAROLINA	80.17	SIGNIFICANT COMPLIANCE
BELFAST	78.45	SIGNIFICANT COMPLIANCE
MAHAMBA	78.45	SIGNIFICANT COMPLIANCE
TONGA	78.45	SIGNIFICANT COMPLIANCE
BALFOUR	77.59	SIGNIFICANT COMPLIANCE
SCHOEMANSDAL	77.59	SIGNIFICANT COMPLIANCE
DAVEL	76.72	SIGNIFICANT COMPLIANCE
DELMAS	76.72	SIGNIFICANT COMPLIANCE

MPUMALANGA		
POLICE STATION NAME	%	COMPLIANCE LEVEL
DULLSTROOM	76.72	SIGNIFICANT COMPLIANCE
PIENAAR	76.72	SIGNIFICANT COMPLIANCE
DIENTJIE	75.86	SIGNIFICANT COMPLIANCE
EKULINDENI	75	SIGNIFICANT COMPLIANCE
EVANDER	75	SIGNIFICANT COMPLIANCE
BETHAL	74.14	SIGNIFICANT COMPLIANCE
KOMATIPOORT	74.14	SIGNIFICANT COMPLIANCE
MHALA	74.14	SIGNIFICANT COMPLIANCE
GREYLINGSTAD	73.28	SIGNIFICANT COMPLIANCE
AMERSFOORT	72.41	SIGNIFICANT COMPLIANCE
NELSPRUIT	72.41	SIGNIFICANT COMPLIANCE
STANDERTON	72.41	SIGNIFICANT COMPLIANCE
BADPLAAS	71.55	SIGNIFICANT COMPLIANCE
EMBALENHLE	71.55	SIGNIFICANT COMPLIANCE
SHEEPMOOR	71.55	SIGNIFICANT COMPLIANCE
TRICHARDT	71.55	SIGNIFICANT COMPLIANCE
AMSTERDAM	70.69	SIGNIFICANT COMPLIANCE
KAAPMUIDEN	70.69	SIGNIFICANT COMPLIANCE
CALCUTTA	69.83	PARTIAL COMPLIANCE
GROOTVLEI	69.83	PARTIAL COMPLIANCE
SUNDR	69.83	PARTIAL COMPLIANCE
WHITE RIVER	69.83	PARTIAL COMPLIANCE
MBUZINI	68.1	PARTIAL COMPLIANCE
MALELANE	67.24	PARTIAL COMPLIANCE
VOSMAN	67.24	PARTIAL COMPLIANCE
BARBERTON	66.38	PARTIAL COMPLIANCE
KWAMHLANGA	66.38	PARTIAL COMPLIANCE
DIRKIESDORP	65.52	PARTIAL COMPLIANCE
LAERSDRIFT	65.52	PARTIAL COMPLIANCE
FERNIE	61.21	PARTIAL COMPLIANCE
GRASKOP	61.21	PARTIAL COMPLIANCE
KRIEL	61.21	PARTIAL COMPLIANCE
MATSULU	61.21	PARTIAL COMPLIANCE
LOTHAIR	60.34	PARTIAL COMPLIANCE
MAYFLOWER	60.34	PARTIAL COMPLIANCE
HENDRINA	59.48	PARTIAL COMPLIANCE
MACHADODORP	59.48	PARTIAL COMPLIANCE
MHLUZI	57.76	PARTIAL COMPLIANCE
HARTEBEESKOP	55.17	PARTIAL COMPLIANCE

MPUMALANGA		
POLICE STATION NAME	%	COMPLIANCE LEVEL
KINROSS	55.17	PARTIAL COMPLIANCE
MAARTENSHOOP	55.17	PARTIAL COMPLIANCE
KANYAMAZANE	54.31	PARTIAL COMPLIANCE
MASOYI	53.45	PARTIAL COMPLIANCE
CHARL CILLIERS	50.86	PARTIAL COMPLIANCE
SABIE	50.86	PARTIAL COMPLIANCE
LOW'S CREEK	50	PARTIAL COMPLIANCE
NGODWANA	50	PARTIAL COMPLIANCE
SAKHILE	50	PARTIAL COMPLIANCE
SKUKUZA	50	PARTIAL COMPLIANCE
MORGENZONE TRANSVAAL	49.14	NON-COMPLIANCE
CHRIESSIESMEER	48.28	NON-COMPLIANCE
OGIES	46.55	NON-COMPLIANCE
VAL	43.1	NON-COMPLIANCE
VERENA	40.52	NON-COMPLIANCE

NORTH WEST		
POLICE STATION NAME	PERCENT	COMPLIANCE LEVEL
LICHTENBURG	97.41	SIGNIFICANT COMPLIANCE
BETHANIE	96.55	SIGNIFICANT COMPLIANCE
LOMANYANENG	96.55	SIGNIFICANT COMPLIANCE
SCHWEIZER RENEKE	96.55	SIGNIFICANT COMPLIANCE
VRYBURG	95.69	SIGNIFICANT COMPLIANCE
KLIPGAT	94.83	SIGNIFICANT COMPLIANCE
WOLMARANSTAD	93.97	SIGNIFICANT COMPLIANCE
MADIKWE	93.1	SIGNIFICANT COMPLIANCE
HARTBESPOORT DAM	91.38	SIGNIFICANT COMPLIANCE
HEBRON	91.38	SIGNIFICANT COMPLIANCE
BOITEKONG	90.52	SIGNIFICANT COMPLIANCE
JOUBERTON	90.52	SIGNIFICANT COMPLIANCE
MOTSWEDI	89.66	SIGNIFICANT COMPLIANCE
STILFONTEIN	89.66	SIGNIFICANT COMPLIANCE
MMAKAU	87.93	SIGNIFICANT COMPLIANCE
POTCHEFSTROOM	87.07	SIGNIFICANT COMPLIANCE
RUSTERNBURG	87.07	SIGNIFICANT COMPLIANCE
KLERKSDORP	86.21	SIGNIFICANT COMPLIANCE
LEHURUTSHE	86.21	SIGNIFICANT COMPLIANCE
KOSTER	85.34	SIGNIFICANT COMPLIANCE
MARIKANA	85.34	SIGNIFICANT COMPLIANCE

NORTH WEST		
POLICE STATION NAME	PERCENT	COMPLIANCE LEVEL
ORKNEY	85.34	SIGNIFICANT COMPLIANCE
TSHIDILAMOLOMO	85.34	SIGNIFICANT COMPLIANCE
IPELEGENG	84.48	SIGNIFICANT COMPLIANCE
KHUMA	84.48	SIGNIFICANT COMPLIANCE
MADIBOGO	84.48	SIGNIFICANT COMPLIANCE
TLHABANE	84.48	SIGNIFICANT COMPLIANCE
BRITS	83.62	SIGNIFICANT COMPLIANCE
CHRISTIANA	83.62	SIGNIFICANT COMPLIANCE
IKAGENG	83.62	SIGNIFICANT COMPLIANCE
TAUNG	83.62	SIGNIFICANT COMPLIANCE
MAREETSANE??	82.76	SIGNIFICANT COMPLIANCE
BUFFELSHOEK	81.9	SIGNIFICANT COMPLIANCE
HUHUDI	81.9	SIGNIFICANT COMPLIANCE
LEEUDORINGSTAD	81.9	SIGNIFICANT COMPLIANCE
SANNIESHOF	81.9	SIGNIFICANT COMPLIANCE
MOGWASE	81.03	SIGNIFICANT COMPLIANCE
MOTHUTLUNG	81.03	SIGNIFICANT COMPLIANCE
REIVILO	81.03	SIGNIFICANT COMPLIANCE
SETLAGOLE	81.03	SIGNIFICANT COMPLIANCE
VORSTERSHOOP	81.03	SIGNIFICANT COMPLIANCE
ZEERUST	81.03	SIGNIFICANT COMPLIANCE
VENTERSDORP	80.17	SIGNIFICANT COMPLIANCE
ASSEN	79.31	SIGNIFICANT COMPLIANCE
BRAY	79.31	SIGNIFICANT COMPLIANCE
KGOMOTSO	78.45	SIGNIFICANT COMPLIANCE
MOOINOOI	78.45	SIGNIFICANT COMPLIANCE
PUDIMOE	78.45	SIGNIFICANT COMPLIANCE
COLIGNY	77.59	SIGNIFICANT COMPLIANCE
MMABATHO	77.59	SIGNIFICANT COMPLIANCE
OTTOSDAAL	77.59	SIGNIFICANT COMPLIANCE
SWARTRUGGENS	77.59	SIGNIFICANT COMPLIANCE
BLOEMHOF	76.72	SIGNIFICANT COMPLIANCE
LETHABONG	76.72	SIGNIFICANT COMPLIANCE
ATAMELANG	75.86	SIGNIFICANT COMPLIANCE
ITSOSENG	75.86	SIGNIFICANT COMPLIANCE
OTTOSHOOP	75.86	SIGNIFICANT COMPLIANCE
STELLA	75.86	SIGNIFICANT COMPLIANCE
SUN CITY	75.86	SIGNIFICANT COMPLIANCE
BOESHOEK	75	SIGNIFICANT COMPLIANCE

NORTH WEST		
POLICE STATION NAME	PERCENT	COMPLIANCE LEVEL
LETHLABILE	74.14	SIGNIFICANT COMPLIANCE
MAHIKENG	74.14	SIGNIFICANT COMPLIANCE
BOONS	73.28	SIGNIFICANT COMPLIANCE
HARTBEESFONTEIN	73.28	SIGNIFICANT COMPLIANCE
KLERKSKRAAL	72.41	SIGNIFICANT COMPLIANCE
BEDWANG	71.55	SIGNIFICANT COMPLIANCE
MAKWASSIE	71.55	SIGNIFICANT COMPLIANCE
PIET PLESSIS	71.55	SIGNIFICANT COMPLIANCE
BIESIESVLEI	70.69	SIGNIFICANT COMPLIANCE
MAKAPANSTAD	70.69	SIGNIFICANT COMPLIANCE
MOOIFONTEIN	70.69	SIGNIFICANT COMPLIANCE
NIETVERDIEND	68.97	PARTIAL COMPLIANCE
AMALIA	68.1	PARTIAL COMPLIANCE
GANYESA	68.1	PARTIAL COMPLIANCE
DELAREYVILLE	67.24	PARTIAL COMPLIANCE
CYFERSKUIL	65.52	PARTIAL COMPLIANCE
GROOT MARICO	64.66	PARTIAL COMPLIANCE
KANANA	63.79	PARTIAL COMPLIANCE
MAKGOBISTAD	63.79	PARTIAL COMPLIANCE
MOROKWENG	63.79	PARTIAL COMPLIANCE
PHOKENG	62.93	PARTIAL COMPLIANCE
MOKOPONG	52.59	PARTIAL COMPLIANCE
JERICO	47.41	NON-COMPLIANCE

NORTHERN CAPE		
POLICE STATION NAME	PERCENT	COMPLIANCE LEVEL
STEINKOPF	98.28	SIGNIFICANT COMPLIANCE
AGGENEYS	96.55	SIGNIFICANT COMPLIANCE
KAKAMAS	96.55	SIGNIFICANT COMPLIANCE
KATHU	96.55	SIGNIFICANT COMPLIANCE
KEIMoes	94.83	SIGNIFICANT COMPLIANCE
MODDER IVIER	94.83	SIGNIFICANT COMPLIANCE
CALVINIA	93.97	SIGNIFICANT COMPLIANCE
GARIES	93.97	SIGNIFICANT COMPLIANCE
DOUGLAS	93.1	SIGNIFICANT COMPLIANCE
KENHARDT	93.1	SIGNIFICANT COMPLIANCE
PABALLELO	93.1	SIGNIFICANT COMPLIANCE
ROODEPAN	93.1	SIGNIFICANT COMPLIANCE
UPINGTON	93.1	SIGNIFICANT COMPLIANCE

NORTHERN CAPE		
POLICE STATION NAME	PERCENT	COMPLIANCE LEVEL
CARNARVON	92.24	SIGNIFICANT COMPLIANCE
POSTMASBURG	91.38	SIGNIFICANT COMPLIANCE
HARTSWATER	90.52	SIGNIFICANT COMPLIANCE
JAN KEMPSDORP	90.52	SIGNIFICANT COMPLIANCE
KANONEILAND	90.52	SIGNIFICANT COMPLIANCE
KURUMAN	90.52	SIGNIFICANT COMPLIANCE
BOETSAP	89.66	SIGNIFICANT COMPLIANCE
WARRENTON	89.66	SIGNIFICANT COMPLIANCE
BATHLAROS	88.79	SIGNIFICANT COMPLIANCE
WINDSORTON	88.79	SIGNIFICANT COMPLIANCE
PORT NOLLOTH	87.93	SIGNIFICANT COMPLIANCE
SPRINGBOK	87.93	SIGNIFICANT COMPLIANCE
CAMPBELL	87.07	SIGNIFICANT COMPLIANCE
KOMMAGAS	87.07	SIGNIFICANT COMPLIANCE
NABABEEP	87.07	SIGNIFICANT COMPLIANCE
NIEKERKSHOOP	87.07	SIGNIFICANT COMPLIANCE
ALEXANDERBAY	86.21	SIGNIFICANT COMPLIANCE
KLEINSEE	86.21	SIGNIFICANT COMPLIANCE
AUGRABIES	85.34	SIGNIFICANT COMPLIANCE
DINGLETON	85.34	SIGNIFICANT COMPLIANCE
HOPETOWN	85.34	SIGNIFICANT COMPLIANCE
MIDDELPOS	85.34	SIGNIFICANT COMPLIANCE
NOUPOORT	85.34	SIGNIFICANT COMPLIANCE
PETRUSVILLE	85.34	SIGNIFICANT COMPLIANCE
SUTHERLAND	85.34	SIGNIFICANT COMPLIANCE
DEBEN	84.48	SIGNIFICANT COMPLIANCE
DELPORTSHOOP	84.48	SIGNIFICANT COMPLIANCE
GROBLERSHOOP	84.48	SIGNIFICANT COMPLIANCE
KAGISHO	83.62	SIGNIFICANT COMPLIANCE
LOERIESFONTEIN	83.62	SIGNIFICANT COMPLIANCE
LOXTON	82.76	SIGNIFICANT COMPLIANCE
ONSEEPKANS	82.76	SIGNIFICANT COMPLIANCE
VOSBURG	81.9	SIGNIFICANT COMPLIANCE
RICHMOND	81.03	SIGNIFICANT COMPLIANCE
VAN ZYLSRUS	81.03	SIGNIFICANT COMPLIANCE
PAMPIERSTAT	80.17	SIGNIFICANT COMPLIANCE
VIOOLSDRIFT	80.17	SIGNIFICANT COMPLIANCE
HANOVER	79.31	SIGNIFICANT COMPLIANCE
KUYASA	79.31	SIGNIFICANT COMPLIANCE

NORTHERN CAPE		
POLICE STATION NAME	PERCENT	COMPLIANCE LEVEL
NOENIEPUT	79.31	SIGNIFICANT COMPLIANCE
DE AAR	78.45	SIGNIFICANT COMPLIANCE
FRASERBURG	78.45	SIGNIFICANT COMPLIANCE
STRYDENBURG	77.59	SIGNIFICANT COMPLIANCE
VANDERKLOOF	77.59	SIGNIFICANT COMPLIANCE
BARKLY WEST	76.72	SIGNIFICANT COMPLIANCE
OLIFANTSHOEK	76.72	SIGNIFICANT COMPLIANCE
SUNRISE	76.72	SIGNIFICANT COMPLIANCE
BRITSTOWN	75.86	SIGNIFICANT COMPLIANCE
WITDRAAI	75.86	SIGNIFICANT COMPLIANCE
PLOOYSBURG	75	SIGNIFICANT COMPLIANCE
VICTORIA WEST	75	SIGNIFICANT COMPLIANCE
BRANDVLIE	74.14	SIGNIFICANT COMPLIANCE
KIMBERLEY	74.14	SIGNIFICANT COMPLIANCE
WILLISTON	74.14	SIGNIFICANT COMPLIANCE
GALESHEWE	73.28	SIGNIFICANT COMPLIANCE
GRIEKWASTAD	72.41	SIGNIFICANT COMPLIANCE
VAN WYKSVLEI	72.41	SIGNIFICANT COMPLIANCE
COLESBERG	71.55	SIGNIFICANT COMPLIANCE
BOITHITHONG	70.69	SIGNIFICANT COMPLIANCE
PHILLIPSTOWN	70.69	SIGNIFICANT COMPLIANCE
SEVERN	70.69	SIGNIFICANT COMPLIANCE
BELMONT	69.83	PARTIAL COMPLIANCE
HONDEKLIP BAY	68.97	PARTIAL COMPLIANCE
KAMIESKROON	68.97	PARTIAL COMPLIANCE
NIEUWOUDTVILLE	68.97	PARTIAL COMPLIANCE
RIETFONTEIN	68.1	PARTIAL COMPLIANCE
WRENCHVILLE	67.24	PARTIAL COMPLIANCE
DANIELSKUIL	65.52	PARTIAL COMPLIANCE
HEUNINGSVLEI	65.52	PARTIAL COMPLIANCE
PELLA	65.52	PARTIAL COMPLIANCE
MARYDALE	64.66	PARTIAL COMPLIANCE
ROSEDALE	63.79	PARTIAL COMPLIANCE
TSINENG	62.93	PARTIAL COMPLIANCE
LIME ACRES	62.07	PARTIAL COMPLIANCE
MOTHIBISTAD	61.21	PARTIAL COMPLIANCE
NORVALS PONT	60.34	PARTIAL COMPLIANCE
POFADDER	59.48	PARTIAL COMPLIANCE
PRIESKA	54.31	PARTIAL COMPLIANCE

NORTHERN WEST		
POLICE STATION NAME	PERCENT	COMPLIANCE LEVEL
LITCHENBURG	97.41	SIGNIFICANT COMPLIANCE
BETHANIE	96.55	SIGNIFICANT COMPLIANCE
LOMANYANENG	96.55	SIGNIFICANT COMPLIANCE
SCHWEIZER RENEKE	96.55	SIGNIFICANT COMPLIANCE
VRYBURG	95.69	SIGNIFICANT COMPLIANCE
KLIPGAT	94.83	SIGNIFICANT COMPLIANCE
WOLMARANSTAD	93.97	SIGNIFICANT COMPLIANCE
MADIKWE	93.1	SIGNIFICANT COMPLIANCE
HARTBEESPOORT DAM	91.38	SIGNIFICANT COMPLIANCE
HEBRON	91.38	SIGNIFICANT COMPLIANCE
BOITEKONG	90.52	SIGNIFICANT COMPLIANCE
JOBERTON	90.52	SIGNIFICANT COMPLIANCE
MOTSWEDI	89.66	SIGNIFICANT COMPLIANCE
STILFONTEIN	89.66	SIGNIFICANT COMPLIANCE
MMAKAU	87.93	SIGNIFICANT COMPLIANCE
POTSHESTROOM	87.07	SIGNIFICANT COMPLIANCE
RUSTERNBURG	87.07	SIGNIFICANT COMPLIANCE
KLERKSDORP	86.21	SIGNIFICANT COMPLIANCE
LEHURUTSHE	86.21	SIGNIFICANT COMPLIANCE
KOSTER	85.34	SIGNIFICANT COMPLIANCE
MARIKANA	85.34	SIGNIFICANT COMPLIANCE
ORKNEY	85.34	SIGNIFICANT COMPLIANCE
TSHIDILAMOLUMO	85.34	SIGNIFICANT COMPLIANCE
IPELEGENG	84.48	SIGNIFICANT COMPLIANCE
KHUMA	84.48	SIGNIFICANT COMPLIANCE
MADIBOGO	84.48	SIGNIFICANT COMPLIANCE
TLHABANE	84.48	SIGNIFICANT COMPLIANCE
BRITS	83.62	SIGNIFICANT COMPLIANCE
CHRISTIANA	83.62	SIGNIFICANT COMPLIANCE
IKAGENG	83.62	SIGNIFICANT COMPLIANCE
TAUNG	83.62	SIGNIFICANT COMPLIANCE
MAREETSANE	82.76	SIGNIFICANT COMPLIANCE
BUFFELSHOESK	81.9	SIGNIFICANT COMPLIANCE
HUHUDI	81.9	SIGNIFICANT COMPLIANCE
LEEUDORINGSTAD	81.9	SIGNIFICANT COMPLIANCE
SANNIESHOF	81.9	SIGNIFICANT COMPLIANCE
MOGWASE	81.03	SIGNIFICANT COMPLIANCE
MOTHOTLUNG	81.03	SIGNIFICANT COMPLIANCE

NORTHERN WEST		
POLICE STATION NAME	PERCENT	COMPLIANCE LEVEL
REIVILO	81.03	SIGNIFICANT COMPLIANCE
SETLAGOLE	81.03	SIGNIFICANT COMPLIANCE
VORSTERSHOOP	81.03	SIGNIFICANT COMPLIANCE
ZEERUST	81.03	SIGNIFICANT COMPLIANCE
VENTERSDORP	80.17	SIGNIFICANT COMPLIANCE
ASSEN	79.31	SIGNIFICANT COMPLIANCE
BRAY	79.31	SIGNIFICANT COMPLIANCE
KGOMOTSO	78.45	SIGNIFICANT COMPLIANCE
MOOINOOI	78.45	SIGNIFICANT COMPLIANCE
PUDIMOE	78.45	SIGNIFICANT COMPLIANCE
COLONGNY	77.59	SIGNIFICANT COMPLIANCE
MMABATHO	77.59	SIGNIFICANT COMPLIANCE
OTTOSDAAL	77.59	SIGNIFICANT COMPLIANCE
SWARTRUGGENS	77.59	SIGNIFICANT COMPLIANCE
BLOEMHOF	76.72	SIGNIFICANT COMPLIANCE
LETHABONG	76.72	SIGNIFICANT COMPLIANCE
ATAMELANG	75.86	SIGNIFICANT COMPLIANCE
ITSOSENG	75.86	SIGNIFICANT COMPLIANCE
OTTOSHOOP	75.86	SIGNIFICANT COMPLIANCE
STELLA	75.86	SIGNIFICANT COMPLIANCE
SUN CITY	75.86	SIGNIFICANT COMPLIANCE
BOESHOEK	75	SIGNIFICANT COMPLIANCE
LETLHATSILE	74.14	SIGNIFICANT COMPLIANCE
MAHIKENG	74.14	SIGNIFICANT COMPLIANCE
BOONS	73.28	SIGNIFICANT COMPLIANCE
HARTBEESFOINTEIN	73.28	SIGNIFICANT COMPLIANCE
KLERKSKRAAL	72.41	SIGNIFICANT COMPLIANCE
BEDWANG	71.55	SIGNIFICANT COMPLIANCE
MAKWASSIE	71.55	SIGNIFICANT COMPLIANCE
PIET PLESSIS	71.55	SIGNIFICANT COMPLIANCE
BIESLESVLEI	70.69	SIGNIFICANT COMPLIANCE
MAKAPANSTAD	70.69	SIGNIFICANT COMPLIANCE
MOOIFONTEIN	70.69	SIGNIFICANT COMPLIANCE
NIETVERDIEND	68.97	PARTIAL COMPLIANCE
AMALIA	68.1	PARTIAL COMPLIANCE
GANYESA	68.1	PARTIAL COMPLIANCE
DELAREYVILLE	67.24	PARTIAL COMPLIANCE
CYFERSKRUIL	65.52	PARTIAL COMPLIANCE
GROOT MARICO	64.66	PARTIAL COMPLIANCE

NORTHERN WEST		
POLICE STATION NAME	PERCENT	COMPLIANCE LEVEL
KANANA	63.79	PARTIAL COMPLIANCE
MAKGOBISTAD	63.79	PARTIAL COMPLIANCE
MONKWENG	63.79	PARTIAL COMPLIANCE
PHOKENG	62.93	PARTIAL COMPLIANCE
MOKOPONG	52.59	PARTIAL COMPLIANCE
JERICO	47.41	NON-COMPLIANCE

WESTERN CAPE		
POLICE STATION NAME	PERCENT	COMPLIANCE LEVEL
GEORGE	100	FULL COMPLIANCE
STILL BAY	100	FULL COMPLIANCE
DE RUST	98.28	SIGNIFICANT COMPLIANCE
TABLE VIEW	98.28	SIGNIFICANT COMPLIANCE
GORDONS BAY	97.41	SIGNIFICANT COMPLIANCE
PAROW	97.41	SIGNIFICANT COMPLIANCE
SEA POINT	97.41	SIGNIFICANT COMPLIANCE
STRAND	97.41	SIGNIFICANT COMPLIANCE
LINGELETU WEST	96.55	SIGNIFICANT COMPLIANCE
PIKETBERG	96.55	SIGNIFICANT COMPLIANCE
LAINGSBURG	95.69	SIGNIFICANT COMPLIANCE
MITCHELLS PLAIN	95.69	SIGNIFICANT COMPLIANCE
UNIONDALE	95.69	SIGNIFICANT COMPLIANCE
VILLIERSDORP	95.69	SIGNIFICANT COMPLIANCE
ALBERTINIA	94.83	SIGNIFICANT COMPLIANCE
MC GREGOR	94.83	SIGNIFICANT COMPLIANCE
STELLENBOSCH	94.83	SIGNIFICANT COMPLIANCE
CALITZDORP	93.97	SIGNIFICANT COMPLIANCE
DIEPRIVIER	93.97	SIGNIFICANT COMPLIANCE
FISH HOEK	93.97	SIGNIFICANT COMPLIANCE
MONTAGUE	93.97	SIGNIFICANT COMPLIANCE
PAARL EAST	93.97	SIGNIFICANT COMPLIANCE
PLETTENBURG BAY	93.97	SIGNIFICANT COMPLIANCE
REDELINGHUYS	93.97	SIGNIFICANT COMPLIANCE
STANFORD	93.97	SIGNIFICANT COMPLIANCE
STRUISBAAI	93.97	SIGNIFICANT COMPLIANCE
WELLINGTON	93.97	SIGNIFICANT COMPLIANCE
BARRYDALE	93.1	SIGNIFICANT COMPLIANCE
DA GAMASKOP	93.1	SIGNIFICANT COMPLIANCE
MOORREESBURG	93.1	SIGNIFICANT COMPLIANCE

WESTERN CAPE		
POLICE STATION NAME	PERCENT	COMPLIANCE LEVEL
RONDEBOSCH	93.1	SIGNIFICANT COMPLIANCE
SARON	93.1	SIGNIFICANT COMPLIANCE
CERES	92.24	SIGNIFICANT COMPLIANCE
DORINGBAAI	92.24	SIGNIFICANT COMPLIANCE
DURBANVILLE	92.24	SIGNIFICANT COMPLIANCE
ELANDSBAAI	92.24	SIGNIFICANT COMPLIANCE
LADISMITH	92.24	SIGNIFICANT COMPLIANCE
MELKBOSSTRAND	92.24	SIGNIFICANT COMPLIANCE
MOWBRAY	92.24	SIGNIFICANT COMPLIANCE
PACALTSDORP	92.24	SIGNIFICANT COMPLIANCE
PORTEVILLE	92.24	SIGNIFICANT COMPLIANCE
PRINCE ALBERTHAMLET	92.24	SIGNIFICANT COMPLIANCE
WORCESTER	92.24	SIGNIFICANT COMPLIANCE
BELHAR	91.38	SIGNIFICANT COMPLIANCE
HOPEFIELD	91.38	SIGNIFICANT COMPLIANCE
NAPIER	91.38	SIGNIFICANT COMPLIANCE
NUWERUS	91.38	SIGNIFICANT COMPLIANCE
PAARL	91.38	SIGNIFICANT COMPLIANCE
SWELLENDAM	91.38	SIGNIFICANT COMPLIANCE
BISHOP LAVIS	90.52	SIGNIFICANT COMPLIANCE
CLANWILLIAM	90.52	SIGNIFICANT COMPLIANCE
KHAYELITSHA	90.52	SIGNIFICANT COMPLIANCE
LUTZVILLE	90.52	SIGNIFICANT COMPLIANCE
LWANDLE	90.52	SIGNIFICANT COMPLIANCE
STRANDFONTEIN	90.52	SIGNIFICANT COMPLIANCE
BOTHASIG	89.66	SIGNIFICANT COMPLIANCE
DE DOORNS	89.66	SIGNIFICANT COMPLIANCE
GANS BAY	89.66	SIGNIFICANT COMPLIANCE
GENADENDAL	89.66	SIGNIFICANT COMPLIANCE
KIRSTENHOF	89.66	SIGNIFICANT COMPLIANCE
KLAPMUTS	89.66	SIGNIFICANT COMPLIANCE
KLEINVLEI	89.66	SIGNIFICANT COMPLIANCE
LAAIPEK	89.66	SIGNIFICANT COMPLIANCE
LANDSDOWNE	89.66	SIGNIFICANT COMPLIANCE
OUDTSHOORN	89.66	SIGNIFICANT COMPLIANCE
SUURBRAAK	89.66	SIGNIFICANT COMPLIANCE
VREDENBURG	89.66	SIGNIFICANT COMPLIANCE
CONVILLE	88.79	SIGNIFICANT COMPLIANCE
MOSELBAY	88.79	SIGNIFICANT COMPLIANCE

WESTERN CAPE		
POLICE STATION NAME	PERCENT	COMPLIANCE LEVEL
MUIZENBERG	88.79	SIGNIFICANT COMPLIANCE
RAWSONVILLE	88.79	SIGNIFICANT COMPLIANCE
THEMBALETHU	88.79	SIGNIFICANT COMPLIANCE
WYNBERG	88.79	SIGNIFICANT COMPLIANCE
DYSSLESDORP	87.93	SIGNIFICANT COMPLIANCE
KWA NONQABA	87.93	SIGNIFICANT COMPLIANCE
MALMESBURY	87.93	SIGNIFICANT COMPLIANCE
RIVERSDALE	87.93	SIGNIFICANT COMPLIANCE
SIMONS TOWN	87.93	SIGNIFICANT COMPLIANCE
BELLVILLE SOUTH	87.07	SIGNIFICANT COMPLIANCE
EENDEKUIL	87.07	SIGNIFICANT COMPLIANCE
GOODWOOD	87.07	SIGNIFICANT COMPLIANCE
GRAAFWATER	87.07	SIGNIFICANT COMPLIANCE
RIVIERSONDERED	87.07	SIGNIFICANT COMPLIANCE
SOMERSET WEST	87.07	SIGNIFICANT COMPLIANCE
ST HELENA BAY	87.07	SIGNIFICANT COMPLIANCE
VREDENDAL	87.07	SIGNIFICANT COMPLIANCE
BREDASDORP	86.21	SIGNIFICANT COMPLIANCE
CAMPS BAY	86.21	SIGNIFICANT COMPLIANCE
GROOT DRAKESTEIN	86.21	SIGNIFICANT COMPLIANCE
HARARE	86.21	SIGNIFICANT COMPLIANCE
KENSINGTON	86.21	SIGNIFICANT COMPLIANCE
MILNERTON	86.21	SIGNIFICANT COMPLIANCE
OCEANVIEW	86.21	SIGNIFICANT COMPLIANCE
TABLE BAY HAUBOUR	86.21	SIGNIFICANT COMPLIANCE
CALEDON	85.34	SIGNIFICANT COMPLIANCE
CAPE TOWN CENTRAL	85.34	SIGNIFICANT COMPLIANCE
HEIDELBERG	85.34	SIGNIFICANT COMPLIANCE
KRAAIFOINTEIN	85.34	SIGNIFICANT COMPLIANCE
MANENBERG	85.34	SIGNIFICANT COMPLIANCE
RIEBEEK WEST	85.34	SIGNIFICANT COMPLIANCE
BONNIEVALE	84.48	SIGNIFICANT COMPLIANCE
BRACKENFELL	84.48	SIGNIFICANT COMPLIANCE
GRABOUK	84.48	SIGNIFICANT COMPLIANCE
KANOKUTHULA	84.48	SIGNIFICANT COMPLIANCE
MBEKWENI	84.48	SIGNIFICANT COMPLIANCE
PRINCE ALFRED HAMLET	84.48	SIGNIFICANT COMPLIANCE
GROOTBRAK RIVIER	83.62	SIGNIFICANT COMPLIANCE
MACASSAR	83.62	SIGNIFICANT COMPLIANCE

WESTERN CAPE		
POLICE STATION NAME	PERCENT	COMPLIANCE LEVEL
ROBERTSON	83.62	SIGNIFICANT COMPLIANCE
STEENBERG	83.62	SIGNIFICANT COMPLIANCE
BEAUFORT WEST	82.76	SIGNIFICANT COMPLIANCE
DARLING	82.76	SIGNIFICANT COMPLIANCE
DELFT	82.76	SIGNIFICANT COMPLIANCE
FRANSCHOEK	82.76	SIGNIFICANT COMPLIANCE
MARRAYSBURG	82.76	SIGNIFICANT COMPLIANCE
WOODSTOCK	82.76	SIGNIFICANT COMPLIANCE
ATHLONE	81.9	SIGNIFICANT COMPLIANCE
CLOETESVILLE	81.9	SIGNIFICANT COMPLIANCE
ELSIES RIVER	81.9	SIGNIFICANT COMPLIANCE
PHILIPPI EAST	81.9	SIGNIFICANT COMPLIANCE
ASHTON	81.03	SIGNIFICANT COMPLIANCE
BELLVILLE	81.03	SIGNIFICANT COMPLIANCE
KUILSRIVER	81.03	SIGNIFICANT COMPLIANCE
LEEU GAMKA	81.03	SIGNIFICANT COMPLIANCE
RAVENSMEAD	81.03	SIGNIFICANT COMPLIANCE
KNYSNA	80.17	SIGNIFICANT COMPLIANCE
LENEGEUR	80.17	SIGNIFICANT COMPLIANCE
PINELANDS	80.17	SIGNIFICANT COMPLIANCE
TOUWSRIVER	80.17	SIGNIFICANT COMPLIANCE
VAN RHYNSDORP	80.17	SIGNIFICANT COMPLIANCE
CITRUSDAL	79.31	SIGNIFICANT COMPLIANCE
HERMANUS	78.45	SIGNIFICANT COMPLIANCE
LAMBERTSBAAI	78.45	SIGNIFICANT COMPLIANCE
LANGA	78.45	SIGNIFICANT COMPLIANCE
TULBAGH	78.45	SIGNIFICANT COMPLIANCE
ATLANTIS	77.59	SIGNIFICANT COMPLIANCE
PHILLIPI	77.59	SIGNIFICANT COMPLIANCE
SALDANHA	77.59	SIGNIFICANT COMPLIANCE
KLEINMOND	76.72	SIGNIFICANT COMPLIANCE
CLAREMONT	75.86	SIGNIFICANT COMPLIANCE
LANGEBAAAN	75.86	SIGNIFICANT COMPLIANCE
MFULENI	75.86	SIGNIFICANT COMPLIANCE
GUGULETHU	75	SIGNIFICANT COMPLIANCE
NYANGA	75	SIGNIFICANT COMPLIANCE
WOLSELY	75	SIGNIFICANT COMPLIANCE
HOUTBAY	72.41	SIGNIFICANT COMPLIANCE
MAITLAND	72.41	SIGNIFICANT COMPLIANCE

WESTERN CAPE		
POLICE STATION NAME	PERCENT	COMPLIANCE LEVEL
KLAWER	69.83	PARTIAL COMPLIANCE
PHILIDELPHIA	68.97	PARTIAL COMPLIANCE
GRASSY PARK	63.79	PARTIAL COMPLIANCE

ANNEXURE C: POLICE STATIONS WITHOUT STATION ORDER

POLICE STATION	POLICE STATION	POLICE STATION	POLICE STATION
EC			
DALASILE	DUNCAN VILLAGE	HLABABOMVU	ILINGE
MIDDLEDRIIFT	MOYENI	STERKSTROOM	TINA FALLS
THOMAS RIVIER	TYLDEN		
FS			
ARLINGTON	BLOEMSPRUIT	FAURESMITH	KESTELL
ROSENDAL	THABA-NCHU	VILJOENSDRIFT	ZASTRON
GP			
BENONI	DAVEYTON	DUDUZA	HAMMANSKRAAL
KLIPRIVIER	LENASIA	LYTTELTON	NALEDI
NIGEL	PROTEA GLEN	VEREENIGING	WEDELA
KZN			
BABANANGO	BAYVIEW	BEREA SAPS	BHEKITHEMBA
BISHOPSTOWN	BOSTON	BRIGHTON BEACH	BULWER
CHARLESTOWN	CRAMOND	DALTON	DUDUDU
DURBAN CENTRAL	EKOMBE	ESIKHALENI	GINGINDLOVU
GLUCKSTANDT	GOWAN LEA	HARMBURG	HARDING
HIBBERDENE	HIGHFLATS	HIMEVILE	HOWICK
IBISI	IMPENDLE	INTSIKENI	IXOPO
KRANSKOP	KWADABELA	KWA MASHU	KWANDENGENI
LAMONTVILLE	MANDENI	MAPHUMULO	MARIANHILL
MPOPHOMENI	MTUBATUBA	NHLANHLENI	NONDWENI
PLESSISLAER	SWARTBERG	UMZINTO	WETWORTH
LP			
SESHEGO	TSHIIVAVHUSIKU	VHULAUDZI	
MP			
BADPLAAS	BARBERTON	CALCUTTA	CHRISSIESMEER
GRASKOP	HENDRINA	MAELANEE	MASOYI
MHLUZI	MARGENZONE	VERENA	
SAKHILE	VAL		
NC			
DANIELSKUIL	DINGLETON	GRIEKWASTAD	HEUNINGSVLEI
HONDEKLIP BAY	NIEUWOUDTVILLE	SEVERN	STRYDENBURG
TSINENG	VIOOLSDRIFT		
NW			
BEDWANG	BOESHOEK	DELAREYVILLE	GROOT MARICO
JERICO	LETHABONG	MOKOPONG	MOOIFONTEIN
MOOINOOI	MONKWENG		
WC			
KLEINMOND	MFULENI SAPS	SALDANHA SAPS	

ANNEXURE D: POLICE STATIONS WITHOUT VFR

POLICE STATION	POLICE STATION	POLICE STATION	POLICE STATION
EC			
TSOMO	BURGERSDORP	HLABABOMVU	WOLWEFONTEIN
MBIZANA	COOKHOUSE	CATHCART	PORT ST. JOHNS
JAMESTOWN	MPISI SAPS	KLEINBULHOEK	COMMITTEES DRIFT
HOFMEYER	FORT BROWN	MONTSATSA	SCENERY PARK
JEFFREY'S BAY	KEI ROAD	AVONDALE	KWADESI
STEYTTERVILLE	KWANDENGANE	PHUMALANGA	THOMAS RIVIER
DORDRECHT	MT. FLETCHER	TABASE	HUMANSDORP
CALA	HEALDTOWN	LIBODE	NTABANKULU
DESPATCH			
FS			
EDENVILLE	LUCKHOFF	TIERPOORT	VELLIERS
JAGERSFONTEIN	BAITFONTEIN	VANSTADENSUS	VERKEERDEVLEI
HEUNINGSPRUIT	SOUTPAN	HEIDEDAL	WINBURG
PAUL ROUX	GOEDMOED	FOURIESBURG	VREDEFORT
EXCELSIOR	HERTZOGVILLE	STEYNSRUS	KOMMISSIERPOORT
PHILIPPOLIS	PETRUSBURG	WANDA	SPRINGFONTEIN
WESSEILBRON	ROADSIDE	TWEESPRUIT	
KZN			
MANDENI	UMSUNDUZU	KOKSTAD	HLABISA
MAHLABATHINI	NSUZE	MAGUDU	INGWAVUMA
BULWER	MID ILLOVO	KWAMBONAMBI	GENDALE
HARDING	CHARLESTOWN	MELMSK	MUDEN
UPPER TUGELA	NORMADIEN	ST FAITHS	MAPHUMULO
GROENVLEI	KWAMSANE	DUDUDU	KWANDENGENI
JOZINI	MPOPHOMENI	EMANGUZI	NDUMO
HIBBERDENE	DONNYBROOK	SWARTBERG	DALTON
CREIGHTON			
LP			
BURGERSFORT	TUINPLAAS	WESTERNBURG	MALEBOHO
HLOGOTLOU	DORSET	TSHAULU	RAKGODI
ROEDTAN	MATLALA	CUMBERLAND	MUTALE
MUSWODI	MOREBENG	ALL DAYS	LEBOWAKGOMO
MOKWAKWAILA	WQATERPOORT		
GP			
EVATON	VAAL MARINA	REIGERPARK	
MP			
SHEEPMOOR	KINROSS	MAHAMBA	LAERSDRIFT
OGIES	FERNIE	HARTEBEESKOP	LOTHAIR
MAYFLOWER	AMERSFOORT	EKULINDENI	VAL

BETHAL	TRICHARDT	CHARL CILLIERS	VERENA
SABIE	SKUKUZA	KANYAMAZANE	
NC			
NORVOLS PONT	BELMONT	BRANDVLIE	SEVERN
VAN WYKSVLEI	PLOOYSBURG	NOENIEPUT	MARYDALE
RIETFONTEIN	HONDEKLIP BAY	GAELESHEWE	VAN ZYLSRUS
BRITSTORON	HANOVER	HEUNINGSVLEI	NIEUWOUDTVILLE
VAN DER KLOOF	ROSEDALE	PRIESKA	
NW			
ZEERUST	MAKAPANSTAD	GANYESA	BOONS
JERICO	SUN CITY	OTTOSHOOP	STELLA
MOKOPONG	MAKWASSIE	CYFERSKRUIL	
MAKGOBISTAD	KANANA	GROOT MARICO	
WC			
TULBAGH	PHILADELPHIA		

ANNEXURE E: POLICE STATIONS WITH PO'S NOT SERVED WITHIN 2 MONTHS

POLICE STATION	POLICE STATION	POLICE STATION	POLICE STATION
EC			
ALEXANDRIA	ALGOA PARK	ALICE	BEDFORD
BERLIN	BETHELSDORP	BUTTERWORTH	CENTANE
DUTYWA	EAST LONDON	GELVANDALE	HOGSBACK
HUMANSDORP	IKAMVELIHLE	ILENGE	KIRKWOOD
KOLOMANA	LUSIKISIKI	MACLEANTOWN	MACLEAR
MT AYLIFF	MOUNT FRERE	MOYENI	MSOBOMVU
MTHATHA CENTRAL	MZAMBA	NDEVANA	NQAMAKWE
NGQELENI	PEARSTON	STERKSPRUIT	STORMS RIVER
PATERSON	PUNZANA	STEVE VUKILE TSHWETE	STUTTERHEIM
SULENKANA	TAMARA		
FS			
BAINSVLEI	BOTSHABELO	FOURIESBURG	NAMAHADI
HARRISMITH	JACOBSDAL	KESTELL	REITZ
LUCKHOFF			
GP			
BEDFORDVIEW	BEKKERSTANDAL	BRONKHORSTSPRUIT	NALEDI
OLIEVENHOUTBOSCH	SEBENZA	WEDELA	ZONKESIZWE
ROSEBANK	VEREENING	WIREDABRUG	
KZN			
BAYVIEW	EMANGUZI	IBISI	IXOPO
CHATSWORTH	GAMALAKHE	IMPENDLE	MARGATE
DALTON	HARMBURG	INCHANGA	MOUNTAIN RISE
NEWLANDS EAST	PAULPIETERSBURG	UMZIMKHULU	UMBILO SAPS
PADDOCK	VRYHEID		
LP			
BULGERRIVIER	MARA	MOTETENG SAPS	SEKGOSESE
ELANDSKRAAL SAPS	MODJADJISKLOOF	MUSWODI	VUWANI
MP			
CHRISSIESMEER	DULLSTROOM	LOTHAIR	MALELANEE
DELMAS	KANYAMAZANE	LOW'S CREEK	MATSULU
DIENTJIE	KWAMHLANGA	MACHADODORP	MBUZINI
MHLUZI	MARGENZONE	SAKHILE	SKUKUZA
NC			
BATLHAROS	MIDDELPOS SAPS	NOUPOORT	POSTMASBURG
GRIEKWASTAD	NABABEEP	OLIFANTSHOEK	PRIESKA SAPS
HONDEKLIP BAY	NIEKERSHOOP	PELLA POLICE STATION	RIETFONTEIN
STRYDENBURG SAPS	VICTORIA WEST	WILLISTON SAPS	
NW			
ATAMELANG	JERICO	MOKOPONG	PIET PLESSIS
HARTEBESPOORT DAM	KLERKSKRAAL	WOLMARANSTAD	

WC			
ALBERTINIA	CERES SAPS	GRABOUK SAPS	KRAAIFONTEIN SAPS
ATHLONE	CITRUSDAL	GROOTBRAK RIVIER	KUILS RIVER SAPS
BISHOP LAVIS SAPS	CLANKILLIAN SAPS	HARARE SAPS	KWA NONQABA
BRACKENFELL SAPS	CLOETESVILLE SAPS	KENSINGTON SAPS	LAAIPLEK SAPS
BREDASDORP	DE DOORNS SAPS	KLEINMOND	LAMBERTSBAAI
CALEDON SAPS	ELSIES RIVER SAPS	KLEINVLEI SAPS	LANGA SAPS
CAPE TOWN SAPS	FRANSCHOEK SAPS	KNYSNA SAPS	LANDSDOWNE
LENEQUEUR SAPS	MURRAYSBURG	OCEANVIEW	PINELANDS
LWANDLE	MBEKWENI SAPS	OUDTSHOORN SAPS	PRINCE ALFRED HAMLET
MAITLAND SAPS	MFULENI SAPS	PHILLIPI SAPS	RAVENSMEAD
MALMESBURY SAPS	MOORRESBURG	PHILIPPI EAST SAPS	RIEBEEK WEST SAPS
ROBERTSON SAPS	STEENBERG SAPS	VREDEBURG	WORCESTER
SOMERSET WEST SAPS	SWELLENDAM SAPS	WOODSTOCK SAPS	WYNBERG WC
ST HELENA BAY	TULBAGH		

ANNEXURE F: POLICE STATIONS WITHOUT FEMALE MEMBERS IN ALL SHIFTS

POLICE STATION	POLICE STATION	POLICE STATION	POLICE STATION
EC			
ALICEDALE	BAVIAANSKLOOF	BURGERSDORP	DALASILE
DORINGKLOOF	FLAGSTAFF	HAMBURG	HLABABOMVU
IKAMVELIHLE	ILINGE	INDWE	JANSENVILLE
KAREEDOUW	KAT KOP	KEI MOUTH	KIDDS BEACH
KLEINBULHOEK	MOTHERWELL	MOUNT FRERE	MPISI SAPS
MTHATHA CENTRAL	PEARSTON	RHODES	SEAFIELD
STEYNBURG	WOLWEFONTEIN		
FS			
BOSHOF	CORNELIA	DEALESVILLE	EXCELSIOR
HERTZOGVILLE	KOMMISSIERPOORT	LADYBRAND	LUCKHOFF
PARKROAD	PAUL ROUX	PHILIPPOLIS	ROADSIDE
SPRINGFONTEIN	STEUNMEKAAR	TSEKI	VERKEERDEVLEI
WANDA			
GP			
HONEYDEW	KWA THEMA SAPS	PRIMROSE	SANDTON
KZN			
CRAMOND	FRANKLIN	GOWAN LEA	JOZINI
SWARTBERG	TAYLORS HALT SAPS	WINTERTON	
LP			
BULGERRIVIER	CUMBERLAND	DORSET	DWAALBOOM
GILEAD	JANE FURSE SAPS	MARA	MUSWODI
RANKIN'S SAPS	ROEDTAN	ROOIBERG	RUST DE WINTER
SAAMBOURBRUG	TINMYNE	TOLWE	TUINPLAAS
VAALWATER	VHALAUDZI		
MP			
BREYTEN	EMBALENHLE	LOTHAIR	SHEEPMOOR
WAKKERSTROOM			
NC			
BELMONT	BOTHITHONG	BRANDVLIE	FRASERBURG
HONDEKLIP BAY	KAKAMAS	KLEINSEE SAPS	MOTHIBISTAD
NIEKERSHOOP	NOENIEPUT	OLIFANTSHOEK	POFADDER
ROSEDALE	SEVERN	WILLISTON SAPS	WITDRAAI
NW			
BIESLESVLEI	KGOMOTSO	MOKOPONG	MONKWENG
NIETVERDIEND	REIVILO	ZEERUST	
WC			
BONNIEVALE	CITRUSDAL	EENDEKUIL	GROOTBRAK RIVIER
MAITLAND	MURRAYSBURG	MC GREGOR	MOWBRAY SAPS
MUIZENBERG	NUWERUS	REDELINGHUYE	RIVERSONDERED
SIMONS TOWN	STILL BOY		